

CAMPBELL

Winthrop Eagles

2022-23 Record: 13-16, 8-8 Big South
 2021-22 Final Record: 23-9, 14-2 Big South
 Head Coach: Mark Prosser (2nd season/6th overall)
 Winthrop/Career Record: 36-25/78-101
 Big South Record: 22-10



Campbell Fighting Camels

2022-23 Record: 13-15, 8-8 Big South
 2021-22 Final Record: 16-13, 8-8 Big South
 Head Coach: Kevin McGeehan (10th season)
 Campbell/Career Record: 152-161/same
 Big South Record: 77-94

WINTHROP

TIP-INS

- Have won back-to-back road games and sitting in a three-way tie for 5th in the conference standings with USC Upstate and Campbell
- Eagles looking to sweep the regular season series with Campbell for a third straight time when facing each other twice
- Winthrop is 14-3 in the month of February of the last two seasons, 20-6 over the last three and 36-14 over the last six
- Since 2013-14, the Eagles are 13-5 in their final two games of the regular season
- Posted 23 wins in 2021-22, the third straight season with 23 or more victories
- Winthrop was voted to finish 2nd in the Big South Conference preseason poll
- Made the Big South Championship game in 2022, the third straight trip for the Eagles who have won two of the last three league titles
- Mark Prosser enters his second season after leading the program to 23 wins in 2021-22
- Prosser had the most league wins by a Winthrop coach in their first season at the helm (14)
- Winthrop has won the Big South Conference Title three out of the past six seasons (2016-17 / 2019-20 / 2020-21)

HOW THEY MATCHUP



72.8	Scoring	68.6
.469	FG%	.458
.374	3FG%	.332
8.8	3FGM PG	6.9
.742	FT%	.698
31.1	Rebounding	31.4
11.7	Assists	12.6
5.3	Steals	6.5
3.1	Blocks	2.9
14.4	Turnovers PG	12.2
73.6	Scoring Defense	67.4
.466	FG% Defense	.455
.350	3FG% Defense	.338
-2.7	Rebound Margin	-0.7
-2.0	Turnover Margin	+0.3
W2	W/L Streak	W2

GAME INFORMATION

Game 30: Campbell at Winthrop

Feb. 22, 2023 | 7 p.m. (EST)

Rock Hill, S.C | Winthrop Coliseum

Radio: Winthrop Sports Network

Station:

94.3 FM | WGNC AM1450/101.1FM | ESPN730

Play-by-Play: Dave Friedman

Analyst: Bjorn Broman

Television: ESPN+

Play-by-Play: Mike Pacheco

Analyst: Jim Szoke

---Series History vs. Campbell---

Overall..... 26-21

Last Meeting 1/14/23

Result Winthrop won 78-74

Current Streak W9

at Winthrop Coliseum 16-7

Streak at Winthrop Coliseum W8

In Overtime 1-0

Most Points (WIN).....95 (2/22/93)

Most Points (CAM).....96 (2/22/93)

Prosser vs. Campbell..... 2-0

Prosser Campbell (home)..... 1-0

2022-23 Schedule/Results

13-16, 8-8 Big South

NOVEMBER (4-4)

7	at Penn State	L, 93-68
9	Piedmont	W, 78-56
12	Middle Tennessee (Homecoming)	W, 76-68
15	at #13 Auburn (SECN)	L, 89-65
19	at Mercer	L, 77-68
22	& vs. Southern Mississippi	L, 77-52
23	& vs. E. Michigan	W, 101-87
29	Toccoa Falls	W, 99-52

DECEMBER (2-5)

3	Coastal Carolina	L, 86-81
6	South Carolina State	W, 81-67.
10	at Furman (ESPN+)	L, 82-67
17	at LSU (SECN)	L, 89-81
21	at Duquesne (ESPN+)	L, 74-57
29	* at USC Upstate	L, 70-62
31	* UNC Asheville	W, 62-60

JANUARY (4-4)

4	* Presbyterian College	W, 82-72
7	* at Longwood	L, 85-71
11	* Radford	L, 66-52
14	* at Campbell	W, 78-74
18	* at High Point	L, 71-66
21	* Gardner-Webb	L, 63-61
25	* Charleston Southern	W, 76-64
28	* at Presbyterian College (ESPN3)	W, 76-58

FEBRUARY (3-3)

1	* Longwood	W, 76-74
4	* at Radford	L, 69-66
8	* at UNC Asheville	L, 86-79
11	* USC Upstate	L, 79-70
15	* at Gardner-Webb	W, 86-78
18	* at Charleston Southern	W, 75-67
22	* Campbell	7 p.m.
25	* High Point	2 p.m.

MARCH (0-0)

1	# Big South Tournament - 1st Round
3	# Big South Tournament - Quarterfinals
4	# Big South Tournament - Semifinals
5	\$ Big South Tournament - Championship

& (Cancun Challenge, Cancun, Mexico - FloHoops broadcast)

* Big South Conference Game

Big South Tournament

All Games (EST)

PROBABLE STARTERS



0	MCMAHON	11	HARRISON	12	HIGHTOWER	33	CLAXTON	4	TALFORD
Jr. ▶ Guard		Jr. ▶ Guard		R-Sr. ▶ Guard		Sr. ▶ Forward		Jr. ▶ Forward	
MIN.	29.6	MIN.	31.5	MIN.	32.0	MIN.	30.2	MIN.	31.3
PPG	13.4	PPG	10.6	PPG	13.5	PPG	5.0	PPG	16.0
RPG	1.9	RPG	2.4	RPG	5.8	RPG	4.4	RPG	7.9
APG	2.3	APG	3.8	APG	2.5	APG	1.1	APG	0.7
FG%	38.9	FG%	46.0	FG%	42.7	FG%	48.8	FG%	67.9
3FG%	38.4	3FG%	38.5	3FG%	36.8	FT%	66.7	FT%	66.9

Athletic Communications/MBB Contact
 Brett Redden - Asst. AD for Communications
 (803) 367-1649 / reddennb@winthrop.edu

2022-23 Winthrop Basketball Roster

NUMERICAL ROSTER

NO.	NAME	YR.	POS.	HT.	WT.	HOMETOWN/PREVIOUS SCHOOL
0	Sin'Cere McMahon	Jr.	G	6-1	167	Indianapolis, Ind. / Western Carolina
1	Toneari Lane	R-So.	G	6-5	210	Atlanta, Ga. / Grayson H.S.
2	Xavier McElvy	Fr.	G	6-2	180	Charlotte, N.C. / United Faith Christian Academy
3	Micheal Anumba	Gr.	G	6-4	205	Montecchio Emilia, Italy / Loreto H.S.
4	Kelton Talford	Jr.	F	6-7	195	Great Falls, S.C. / Great Falls H.S.
5	Howard Fleming Jr.	Jr.	G	6-5	200	Louisville, Ky. / Illinois State
10	Cameron Whiteside	R-Jr.	G	6-5	187	Thomasville, N.C. / UVA Wise
11	Kasen Harrison	Jr.	G	6-2	190	Beaumont, Texas / Lamar Univ.
12	Cory Hightower	R-Sr.	F	6-7	222	Flint, Mich. / Western Carolina
13	Clay Howard	Fr.	G	6-3	180	Aiken, S.C. / Aiken H.S.
15	Lawrence Bartee	Fr.	F	6-11	220	Clover, S.C. / Clover H.S.
21	Isaiah Wilson	Jr.	G	6-1	170	Pittsburgh, Pa. / Richmond Univ.
23	Michael Moore	Fr.	F	6-10	220	Hermitage, Pa. / IMG Academy
25	Yoro Diallo	Fr.	F	6-8	200	Cincinnati, Ohio / Moeller H.S.
33	Chase Claxton	Sr.	F	6-7	180	Greenville, S.C. / Legacy Early College

COACHING STAFF

Head Coach—Mark Prosser (Marist, '02)

Assistant Coach—Tony Rack (Northern Kentucky, '12)

Assistant Coach—Ben Betts (Roanoke College, '90)

Assistant Coach—Mitchell Hill (Tennessee Tech, '15)

Director of Basketball Operations—Kaylin Johnson (Samford, '12)

Video Coordinator—Matt Erps (Winthrop, '18)

Graduate Assistant—Isaac Simpson (Peru State, '22)

PRONUNCIATION GUIDE

0-Sin'Cere McMahon

SINCERE MICK-MAN

1-Toneari Lane

TUH-NAR-E

3-Micheal Anumba

UH-NOOM-BUH

4-Kelton Talford

TAL-FERD

15-Lawrence Bartee

BAR-TEE

25-Yoro Diallo

YOR-OWE DEE-ALL-OH

RADIO / TV PLAYER PHOTO CHART



Sin'Cere McMahon
G, 6-1, Jr.
Indianapolis, Md.



Toneari Lane
G, 6-5, R-So.
Atlanta, Ga.



Xavier McKelvy
G, 6-2, Fr.
Charlotte, N.C.



Micheal Anumba
G, 6-5, Gr.
Reggio Emilia, Italy




Kelton Talford
F, 6-7, Jr.
Great Falls, S.C.



Howard Fleming Jr.
G, 6-5, Jr.
Louisville, Ky.



Cameron Whiteside
G, 6-5, Jr.
Thomasville, N.C.



Kasen Harrison
G, 6-2, Jr.
Beaumont, Texas



Cory Hightower
F, 6-7, R-Sr.
Flint, Mich.



Clay Howard
G, 6-3, Fr.
Aiken, S.C.



Lawrence Bartee
F, 6-11, Fr.
Clover, S.C.



Isaiah Wilson
G, 6-1, Jr.
Pittsburgh, Pa.



Michael Moore
F, 6-10, Fr.
Hermitage, Pa.



Yoro Diallo
F, 6-8, Fr.
Cincinnati, Ohio



Chase Claxton
F, 6-7, Sr.
Greenville, S.C.



Mark Prosser
HEAD COACH



EAGLE EYE VIEW OF THE TEAM

WINTHROP SERIES HISTORY VERSUS CAMPBELL

- Eagles and Camels meet for the second time this season and it marks the 48th meeting all-time
- Winthrop won the first meeting at Campbell, 78-74 on Jan. 14 and has now won nine straight meetings
- Eagles have won the last eight meetings at the Winthrop Coliseum with the last loss coming Dec. 31, 2015
- In 47 meetings all-time, the Eagles have scored 3,325 points (70.7 ppg) and Campbell has scored 3,214 points (68.4 ppg)

EAGLES IN BIG SOUTH

- Sitting at 8-8 in the league and looking to avoid a losing record in conference play for the first time since 2012-13 (team went 6-10)
- Winthrop also has not finished at .500 in league play since 2010-11 (and just twice all-time)
- Have won back-to-back road games for the first time this season
- Eagles have hit 11 or more threes in back-to-back games and now eight times during league play
- When hitting 10 or more threes in a league game this year the Eagles are 7-1
- Winthrop has won 25 of the last 27 games over league opponents when connecting on 10 or more triples
- In 16 league games the Eagles are averaging 71.1 ppg and allowing 71.0 ppg
- Shooting 46 percent from the floor while opponents are shooting 48 percent
- In the loss at UNC Asheville on Feb. 8 the Eagles trailed by 31 points before putting together a 21-0 run to pull within four points with a minute remaining
- This is the second time the Eagles have scored under 20 points at UNCA and then turned around to score 60 or more in the second half
- In 2019 the Eagles trailed 31-19 at half and scored 61 second half points for an 80-65 victory
- After the Radford loss on Feb. 4, the Eagles are now 8-7 in the last 15 meetings with league opponents located in Virginia
- Overcame a 19-point second half deficit in the win over Longwood
- It was the largest deficit overcome in a win since Feb. 24, 2009 when the Eagles trailed Charleston Southern by 27 and won 57-52
- In a win over Asheville on Dec. 31, the Eagles trailed by 15 points in the second half and rallied from a 15 point deficit for the second time under Mark Prosser
- Winthrop managed just 52 points in the home loss to Radford, the fewest points in by the Eagles against a league opponent since Mar. 2, 2018 in a 61-52 loss to Radford in the Big South semifinals
- The 52 points are the fewest in a regular season league contest since Jan. 15, 2014 in a 56-51 home loss to Gardner-Webb
- Winthrop shot 79 percent from the floor in the first half against PC (1/4/23), the highest shooting percentage in a half since the 2021 title game against Campbell when the Eagles shot 79 percent in the second half
- Earned 14 league wins for a 3rd straight season and sixth time in program history in 2021-22
- Won the South Division title and finished with the second-best record overall last season
- The Eagles are 39-10 in conference play over the last three seasons
- Hold an all-time regular season league record mark of 340-232 (.592)
- The 340 victories are the most by any Big South member
- Led the league in scoring offense five of the last six seasons and haven't been lower than 3rd since the team was 5th in scoring in 2013-14 (74.0)
- Over the last four seasons the Eagles are 54-13 in league play
- Have gone eight straight seasons with a winning record during league play and 19 of the last 23 seasons

AT HOME IN BIG SOUTH

- Lost 79-70 to USC Upstate in the last home game
- In six league contests at home the Eagles average 68.4 ppg and allowing 68.3 ppg
- Winthrop is shooting 45 percent while opponents shoot 48 percent
- Since 2015-16 the Eagles have lost 12 conference home games with six of those losses coming against programs from the state of Virginia
- Among Big South programs, Radford has the most wins at the Winthrop Coliseum (4) since 2015-16
- In the conference home opener on Dec. 31, the Eagles overcame a 15-point second half deficit to defeat the UNCA, the first double-figure comeback against a league opponent at home since Jan. 22, 2022 against Gardner-Webb as the Eagles trailed by 10 that game
- Hold a record of 26-5 at home since the 2019-20 season
- Went 8-0 at home in 2021-22, which was the sixth time in program history the Eagles were undefeated at home in Big South play and the first since 2006-07
- All-time the Eagles hold a Big South regular season record of 195-89 (68%) at home
- Haven't lost more than two home league games since 2011-12
- In 2021-22, the Eagles averaged 74.0 ppg and shot 51 percent from the field while holding opponents to 65.2 ppg and 42 percent shooting
- In the last 10 seasons the Eagles are 73-19

AT HOME

- Fell to USC Upstate (79-70) in the last home game and are 2-3 in their last five
- Have four home losses for the first time since 2019-20 and just the second time since 2012-13
- Had a 10-game home win streak against league opponents come to an end with the loss to Radford and have now lost two straight at the coliseum
- Avoided three straight home losses with a 76-64 win over Charleston Southern on Jan. 25
- In 12 home games the Eagles have averaged 74.5 ppg and shooting 47 percent from the floor while allowing 67.2 ppg and opponents are shooting 44 percent
- In 2021-22 the Eagles averaged 79.9 ppg while holding opponents to 65.9 ppg in home games
- The loss to Coastal Carolina on Dec. 30 ended the team's home winning streak at 19 in a row
- It was the third longest streak in program history, three behind the second-longest streak of 22 set back in 2004-05/2005-06
- The longest home winning streak is 24 from 2005-06/2007-08
- The loss to Coastal was the first time the Eagles scored 80 or more points in a home loss since 2-22-20 vs. Hampton (L, 87-81)
- Since becoming an NCAA D1 member, the Eagles are 158-10 when scoring 80 or more points at home
- Posted a perfect 13-0 record at home in 2021-22 that included non-conference wins over Mercer, Hartford and Furman
- Have won 10 or more home games for 10 straight seasons and the Eagles must win their final two regular season games in order to extend the streak
- Hold an all-time record of 465-172 in home games and 418-160 all-time at the Winthrop Coliseum
- Since 1998-99 the Eagles are 287-64 at home (.824 winning percentage)
- Since 2012-13 the Eagles are 128-29 at home (.831 winning percentage)
- As an NCAA D1 member the Eagles are 385-143 in home contests

LOOKING BACK AT 2021-22

- Finished with a 23-9 record and played in the Big South Tournament Championship Game for a 3rd straight year
- It was the 8th time in program history the Eagles won at least 23 games in a single-season (more 20-win seasons than anyone in Big South history)
- Earned 14 league wins for a 3rd straight season and sixth time in program history
- Won the South Division title and finished with the second-best record overall
- Winthrop became one of only four programs at the NCAA D1 level to have three or fewer conference losses in the last two seasons combined (2020-21/2021-22)
- The other three teams are Gonzaga (28-1), South Dakota State (27-3) and Colgate (27-3)
- Had winning streaks of 10 straight and seven straight during the season
- Posted the first undefeated home record (13-0) since the 2006-07 team was 15-0 at home

TEAM NEWS

- Mark Prosser coached in his 175th career game at Radford (148th at NCAA D1 level)
- Return home for the final two games of the regular season after playing four of the last five on the road
- Eagles have made 256 threes on the year, the 20th time in program history a team has made at least 200 triples in a single-season (rank 9th all-time)
- Are tied for 41st nationally in three-point field goals per game (8.8)
- Eagles are leading the conference in free throw shooting (.742) and rank 79th nationally
- After posting a season-low 52 points in the loss to Southern Miss, the Eagles responded by posting a season-high in points in the 101-87 win over Eastern Michigan
- It was the first 100-point game against a non-conference D1 opponent since a 102-95 win over Hampton on Nov. 14, 2015 and just the second since 1993
- Had home winning streak of 19 straight come to an end vs. Coastal Carolina, which is the first non-conference home loss since 2019 when the Eagles fell to Coastal
- Hold an all-time record of 778-596 as this will mark the 1,374th game in program history
- Eagles tied a season-high with 31 free throw attempts in the loss at UNC Asheville and have attempted 30 or more in six times and are 2-4 in those games
- In the season opener at Penn State the Eagles allowed 18 three-pointers, the most since allowing 20 vs. Pfeiffer Nov. 13, 2018

EAGLE EYE VIEW OF THE TEAM

- Winthrop hit a season-high 13 threes in the loss to Coastal Carolina and matched that vs. Charleston Southern on Jan. 25
- Winthrop now has 10 or more threes in 27 games in the Prosser Era (Hold a 20-7 record in those 27 contests)
- Eagles received five votes in the preseason CollegeInsider.com Mid-Major Top 25 poll and received nine votes in the first regular season Mid-Major Top 25 but fell out in the poll released on Nov. 21
- Hold an all-time mark of 247-182 all-time the month of January (28-7 the last four seasons), 224-147 in February (13-3 the last two years) and 55-32 in March
- Averaged 28.6 points per game from its bench in 2021-22 as Winthrop finished ranked 14th nationally (Cornell led at 36.1 ppg)
- For the past three seasons the Eagles have featured one of the top teams nationally in bench scoring
- In 2019-20 the team had 41 double-figure contributions off the bench and averaged 33.0 per game (2nd nationally)
- In 2020-21 the Eagles finished second again in bench scoring with 36.0 ppg and had 41 double-figure contributions (in nine fewer games than the previous year)
- This season the team is getting just 16.6 ppg from the bench (mainly due to injuries and the lack of available personnel)
- The average of 16.6 ppg from its bench is currently ranked 231st (games through Feb. 19)
- Over the last three seasons Winthrop is 62-8 when leading at the half (120-17 since the start of the 2015-16 season/134-26 since the 2014-15 season)
- In the last 10 seasons the Eagles are 155-22 when leading at the half, 42-77 when trailing and 10-4 when tied
- In Big South contests since 2013-14, the Eagles are 109-13 when leading at the half, 31-34 when trailing and 7-3 when tied
- In the last 179 victories, the Eagles have won by double-figures in 111 of them (63%)
- Over the last 10 seasons Winthrop is 143-50 when attempting 20 or more free throws, 37-8 when attempting 30 or more and 7-0 when attempting 40 or more
- During that same time span, Winthrop is 75-68 when it has less than 20 free throw attempts
- Have lost the last three games in which the team had 30 or more free throw attempts
- In the last 10 seasons Winthrop is 66-10 when making 10 or more threes and attempting 20 or more free throws in same game
- Since 2012-13 the Eagles have more wins than any other Big South Conference school (222), 30 more than the next team (Gardner-Webb - 192) and 14 more league wins (122) than any other conference member (Radford - 108)
- Winthrop returns five players that saw action in 2021-22, two players returning that sat out last season and welcome eight newcomers
- Voted to finish second in the Big South Conference Preseason Poll (1 first-place vote)

TEAM STREAKS

- Have hit at least one three-point basket in 346 consecutive games
- Six straight seasons averaging 8.6 three-pointers per game or more as a team
- Have at least one block in 24 straight games
- Ended streak of 10 or more turnovers in a game at 52 straight with a season-low eight vs. Charleston Southern (Jan. 25)
- Three straight years with 20-plus victories
- Nine straight seasons with a winning record (overall and Big South)

MARK PROSSER

- In his second season as head coach of the Eagles and 6th season overall as a head coach
- He became the 7th head coach in program history and joined all previous head coaches in winning their first game coaching the Eagles
- Led the Eagles to 23 wins in 2021-22, the most by any first-year head coach in program history
- Prosser joined Steve Vacendak, Gregg Marshall and Randy Peele as the only coaches to start their Winthrop career 2-0
- Became 1-of-3 Winthrop coaches to win their first Big South Conference regular season game and to start 2-0 (Dan Kenney/ Gregg Marshall) and just Prosser and Marshall began their Big South career 5-0
- First Winthrop coach to reach at least 11 league wins in first season at the helm (finished with 14)
- Guided the team to its first ever win over a PAC 12 opponent with an 82-74 win at Washington (11/27/21)
- Came to the Eagles after three years as head coach of Western Carolina
- In his second season with the Catamounts he and his staff put together the nation's second biggest turnaround in D1 men's basketball (12-win improvement)
- Spent six seasons at Winthrop as an Associate Head Coach (Assistant coach - 1st year)
- Holds a career record of 78-101 (70-76 at the NCAA D1 level)
- Graduated from Marist and then became a student assistant three seasons before joining the staff at Wofford as an assistant coach in 2002-03
- After one season he became an assistant coach at Bucknell (2003-08)
- While at Bucknell, the Bison upset Kansas in the 2005 NCAA Tournament
- Returned to Wofford as an assistant coach in 2008 where he remained until taking the head coaching job at Brevard College in 2011-12
- After one season he left Brevard to join the Winthrop coaching staff

CURRENT BIG SOUTH MEMBERS

<i>(ranked by overall wins)</i> School	Since (2012-13)		2022-23	2022-23
	Overall	Big South	Overall	Big South
Winthrop	222-119	122-56	13-16	8-8
Gardner-Webb	192-160	102-72	15-13	10-6
Radford	186-154	108-64	17-12	11-5
UNC Asheville	182-157	103-65	22-7	14-2
High Point	167-168	94-77	13-15	5-11
Campbell	165-181	76-95	13-15	8-8
Longwood	163-222	73-117	19-10	11-5
USC Upstate**	130-185	21-45	13-14	8-8
Presbyterian College	105-235	48-139	5-24	1-15
Charleston Southern*	91-220	44-112	8-19	4-12

(Game Through 2/18/23)

* Charleston Southern had 51 wins (31 conference wins and 3 conference tournament wins vacated)

** USC Upstate overall record from 2012-13 - 2017-18 in Atlantic Sun Conference



at Penn State - Kelton Talford
 Piedmont - Kelton Talford
 Middle Tenn. - Sin'Cere McMahon
 at Auburn - Kelton Talford
 at Mercer - Sin'Cere McMahon
 vs. Southern Miss - Kelton Talford
 vs. EMU - Cory Hightower
 Toccoa Falls- Sin'Cere McMahon
 Coastal Carolina - Sin'Cere McMahon
 South Carolina St. - Chase Claxton
 at Furman - Kelton Talford
 at LSU - Kelton Talford
 at Duquesne - Kelton Talford
 at USC Upstate - Kasen Harrison
 UNC Asheville - Kasen Harrison
 Presbyterian - Kelton Talford
 at Longwood - Cory Hightower
 Radford - Kelton Talford
 at Campbell - Sin'Cere McMahon
 at High Point - Kelton Talford
 Gardner-Webb - Sin'Cere McMahon
 Charleston Sou. - Cory Hightower
 at Presbyterian - Cam Whiteside
 Longwood - Kasen Harrison
 at Radford - Cory Hightower
 at UNC Asheville - Sin'Cere McMahon
 USC Upstate - Cory Hightower
 at Gardner-Webb - Cory Hightower
 at Charleston Sou. - Toneari Lane
 Campbell
 High Point

AN EAGLES WIN WOULD...

- Will keep the Eagles in 5th place in the league standings
- Be a 10th straight win over Campbell
- Assure the Eagles will not have a losing record in league play
- Be the 79th career win for Prosser and 71st win as an NCAA D1 coach
- Be the 342nd all-time regular season Big South win
- Give the program 780 victories all-time
- Be the 639th all-time at the NCAA D1 level

WINTHROP

All-Time Head Coaches (Wins)

Coach	Wins	Losses	Pct.
Gregg Marshall	194	83	.700
Pat Kelsey	186	95	.663
Nield Gordon	160	100	.615
Randy Peele	77	82	.484
Steve Vacendak	74	98	.430
Dan Kenney	51	113	.331
Mark Prosser	36	25	.590

2022-23 EAGLE TRENDS

THE EAGLES RECORD

Overall: 13-16
 At home: 8-4
 On the road: 4-10
 At a neutral site: 1-1
 In the Big South: 8-8
 Big South Home: 4-3
 Big South Away: 4-5
 Overtime: 0-0
 Night Tip: 8-8
 Daytime Tip: 5-8
 Morning Tip: 0-0
 Win the Opening Tip: 7-9
 Lose the Opening Tip: 6-7
 Nationally ranked opponents: 0-1
 Opponents receiving votes: 0-0
 BIG10+: 0-1
 SEC Network: 0-2
 ESPN+: 11-12
 ESPN: 0-0
 ESPN+: 0-0
 ESPN3: 1-0
 Flosports: 1-1
 Play a team with a record over .500: 5-8
 A team with a record below .500: 8-5
 A team with a record of .500: 0-3
 Lead at halftime: 10-4
 Trail at halftime: 3-10
 Tied at halftime: 0-2
 Lead 10+ at halftime: 5-0
 Trail 10+ at halftime: 1-6
 Score first: 8-7
 1st possession is a turnover: 1-3
 1st possession is a made FG: 6-6
 1st possession is a missed FGA: 4-8
 1st possession is a made FT: 0-0
 1st possession is a missed FT: 1-0
 Make First Field Goal Attempt: 6-7
 Miss First Field Goal Attempt: 7-9

SCHEDULED TIME OF TIP/DAY OF WEEK

(record by time zone, not just EST)

Tip at 11 a.m.: 0-0
 Tip at 12 p.m.: 0-0
 Tip at 12:30 p.m.: 1-0
 Tip at 1 p.m.: 0-0
 Tip at 2 p.m.: 3-6
 Tip at 3 p.m.: 0-0
 Tip at 4 p.m.: 1-2
 Tip at 5 p.m.: 0-2
 Tip at 5:30 p.m.: 1-0
 Tip at 6 p.m.: 0-2
 Tip at 6:30 p.m.: 0-1
 Tip at 7 p.m.: 7-3
 Tip at 8 p.m.: 0-0
 Monday: 0-1
 Tuesday: 2-2
 Wednesday: 6-4
 Thursday: 0-1
 Friday: 0-0
 Saturday: 5-8
 Sunday: 0-0

SCORING

Scores between 10-19: 0-0
 20-29 points: 0-0
 30-39 points: 0-0
 40-49 points: 0-0
 50-59 points: 0-3
 60-69 points: 1-8
 70-79 points: 7-3
 80-89 points: 3-2
 90-99 points: 1-0
 100-plus points: 1-0
 Shoot 10-19 percent from the field: 0-0
 20-29%: 0-0
 30-34%: 0-2
 35-39%: 0-6
 40-44%: 1-4
 45-49%: 2-3
 50-59%: 8-1
 60-plus: 2-0
 Higher FG% than opponent: 12-0
 Lower FG % than opponent: 1-16

FG% is the same: 0-0
 Hit 7 or more threes: 13-9
 Hit less than 7 threes: 0-7
 Attempt less than 20 threes: 2-3
 Attempt 20 or more threes: 11-13
 Attempt 30 or more threes: 1-2
 Turn ball over less than 10 times: 1-0
 10-15 times: 6-11
 16-20 times: 6-3
 21-plus: 0-2
 Make more free throws: 10-11
 Make fewer free throws: 1-2
 Make same free throws: 2-3
 Attempt more free throws: 11-10
 Attempt fewer free throws: 2-4
 Attempt same free throws: 0-2
 Have more rebounds: 6-2
 Have fewer rebounds: 7-13
 Have same rebounds: 0-1
 Have more turnovers: 8-14
 Have fewer turnovers: 4-2
 Have same turnovers: 1-0
 Have more steals: 4-0
 Have fewer steals: 7-13
 Have same steals: 2-3

LATE IN THE GAME(regulation only)

Lead with five minutes left: 10-2
 Trail with five minutes left: 1-14
 Tied with five minutes left: 2-0
 Lead with one minute left: 11-0
 Trail with one minute left: 0-16
 Tied with one minute left: 2-0
 Bench scores more points: 6-1
 Bench scores fewer points: 6-15
 Bench scores same points: 1-0
 1 Score Double-Figures: 0-1
 2 Score Double-Figures: 0-2
 3 Score Double-Figures: 1-8
 4 Score Double-Figures: 9-5
 5 Score Double-Figures: 3-0
 6 Score Double-Figures: 0-0
 7 Score Double-Figures: 0-0

GAMES DECIDED BY...

1 point: 0-0
 2 points: 2-1
 5 points or less: 3-4
 6-9 points: 3-5
 Double-figures: 7-7

First Basket (POINT) is a...

Jumper: 4-0
 Lay-up/Tip-in: 4-5
 Dunk: 0-1
 Free Throw: 1-3
 Three-Pointer: 4-7

POINTS OFF TURNOVERS

Score more off turnovers: 7-5
 Outscored off turnovers: 4-11
 Tied in points off turnovers: 2-0

POINTS IN PAINT

Score more points in paint: 8-1
 Outscored in paint: 4-15
 Tied in points in paint: 1-0

2ND CHANCE POINTS

Score more 2nd chance points: 2-7
 Outscored in 2nd chance points: 9-7
 Tied in 2nd chance points: 2-2

SCHOOLS FROM...

Alabama: 0-1
 Georgia: 2-1
 Indiana: 0-0
 Louisiana: 0-1
 Michigan: 1-0
 Mississippi: 0-1
 North Carolina: 3-3
 Pennsylvania: 0-2
 South Carolina: 5-4
 Tennessee: 1-0

YEAR-BY-YEAR RECORDS

(Member of NCAA DI Level Only)					
Year	Overall	Home	Away	Non-Conf.	BSC
22-23	13-16	8-4	4-11	5-8	8-8
21-22	23-9	13-0	7-7	9-7	14-2
20-21	23-2	11-1	10-0	5-1	17-1
19-20	24-10	12-4	10-6	7-7	15-3
18-19	18-12	11-3	7-8	8-5	10-6
17-18	19-12	11-3	7-8	6-5	12-6
16-17	26-7	14-3	12-3	8-4	15-3
15-16	23-9	14-1	7-7	10-4	13-5
14-15	19-13	11-3	6-10	7-7	12-6
13-14	20-13	12-3	5-10	10-7	10-6
12-13	14-17	11-4	2-12	8-7	6-10
11-12	12-20	7-5	4-11	4-10	8-10
10-11	13-17	9-4	4-10	4-8	9-9
09-10	19-14	12-2	6-11	7-8	12-6
08-09	11-19	7-6	4-12	2-10	9-9
07-08	22-12	12-3	6-7	12-8	10-4
06-07	29-5	15-0	12-3	15-5	14-0
05-06	23-8	15-1	7-6	10-5	13-3
04-05	27-6	16-0	9-4	12-5	15-1
03-04	16-12	10-4	5-7	6-5	10-6
02-03	20-10	11-3	9-4	8-6	11-3
01-02	19-12	9-4	7-5	6-7	10-4
00-01	18-13	11-1	5-7	5-9	11-3
99-00	21-9	13-1	6-7	8-5	11-3
98-99	21-8	12-1	7-6	10-6	9-1
97-98	7-20	4-9	4-10	3-11	4-8
96-97	12-15	9-4	3-10	7-6	5-9
95-96	7-19	4-8	3-10	1-11	6-8
94-95	7-20	5-7	2-12	3-8	4-12
93-94	4-23	3-9	1-13	1-8	3-15
92-93	14-16	7-5	4-10	9-5	5-11
91-92	6-22	4-11	2-10	3-11	2-12
90-91	8-20	6-7	2-12	3-10	5-9
89-90	19-10	14-4	5-7	13-4	6-6
88-89	16-13	14-5	2-8	10-5	5-7
87-88	17-13	12-3	5-10	9-6	5-7
86-87	8-20	5-5	3-14	7-12	1-7
85-86	20-9	14-2	5-6	14-6	5-3
Totals	638-505	388-144	209-313	273-262	340-232

THE EAGLES' RECORD IN WINTHROP COLISEUM

Season	Won	Lost	Pct.
1982-83	7	8	.467
1983-84	12	5	.706
1984-85	11	4	.733
1985-86	14	2	.875
1986-87	5	5	.500
1987-88	12	3	.800
1988-89	14	5	.737
1989-90	14	4	.778
1990-91	6	7	.462
1991-92	4	11	.267
1992-93	7	5	.583
1993-94	3	9	.250
1994-95	5	7	.417
1995-96	4	8	.333
1996-97	9	4	.692
1997-98	4	9	.308
1998-99	12	1	.923
1999-00	13	1	.929
2000-01	11	1	.917
2001-02	9	4	.692
2002-03	11	3	.786
2003-04	10	4	.714
2004-05	16	0	1.000
2005-06	15	1	.938
2006-07	15	0	1.000
2007-08	12	3	.800
2008-09	7	6	.538
2009-10	12	2	.857
2010-11	9	4	.692
2011-12	7	5	.583
2012-13	11	4	.733
2013-14	12	3	.800
2014-15	11	3	.786
2015-16	14	1	.933
2016-17	14	3	.824
2017-18	11	3	.786
2018-19	11	3	.786
2019-20	12	4	.750
2020-21	11	1	.916
2021-22	13	0	1.000
2022-23	8	4	.667
35 Years	418	160	.723

2022-23 EXTRAS

WINTHROP RECORD ACCORDING TO STARTING LINEUP

Harrison, McMahon, Hightower, Claxton, Talford	5-7
Wilson, McMahon, Hightower, Claxton, Talford	3-1
Harrison, McMahon, Lane, Hightower, Claxton	2-1
Harrison, Fleming Jr., Hightower, Claxton, Talford	2-2
Harrison, McMahon, Lane, Claxton, Talford	1-0
Harrison, McMahon, Lane, Hightower, Talford	0-1
Wilson, McMahon, Lane, Claxton, Talford	0-1
McMahon, Lane, Hightower, Claxton, Talford	0-1
Harrison, Wilson, McMahon, Wilson, Talford	0-1
Harrison, McMahon, Lane, Hightower, Moore	0-1

WINTHROP RECORD WHEN LEADING SCORER IS...

Hightower	5-4
Talford	5-5
McMahon	4-5
Lane	1-1

WINTHROP RECORD WHEN LEADING REBOUNDER IS...

Talford	6-13
Hightower	5-1
Claxton	1-0
Harrison	1-0
McKelvy	1-0
McMahon	1-0
Whiteside	1-0
Fleming Jr.	0-1
Lane	0-1

WINTHROP RECORD WHEN LEADER IN ASSISTS IS..

Hightower	7-3
Harrison	7-8
McMahon	2-5
Fleming Jr.	1-0
Wilson	1-1

WINTHROP RECORD WHEN OPPONENT...

Shoots less than 30%:	0-0
30-34%:	1-0
35-39%:	3-0
40-44%:	3-3
45-49%:	5-3
50-59%:	1-10
60-plus:	0-0
Makes 25 or more FG:	7-15
Makes fewer than 25 FG:	6-1
Makes 7 or more 3PT FG:	8-13
Makes 6 or less 3PT FG:	5-3
Makes more than 15 FTs:	1-2
Makes 15 or fewer FTs:	12-14
Commits 13 or fewer TOs:	5-12
Commits 14 or more TOs:	8-4
Scores the first point(s) of 2nd half:	10-7

WINTHROP RECORD WHEN OPPONENT HAS...

A 20-point scorer:	3-7
A 30-point scorer:	0-0
A 40-point scorer:	0-0
More than one 20-point scorer:	0-1
No players in double-figures:	0-0
1 Player in double-figures:	0-0
2 Players in double-figures:	6-2
3 Players in double-figures:	3-2
4 Players in double-figures:	2-4
5 or more players in double-figures:	2-4
6 or more players in double-figures:	0-0

Margin of Victory/Defeat

Breakdown of Eagles' margin of victory...

1	2	3	4	5	6	7	8	9	10	11-15	16-20	21-25	26+
-	2	-	1	-	-	-	3	-	1	3	1	1	1

Breakdown of Eagles' margin of defeat...

1	2	3	4	5	6	7	8	9	10	11-15	16-20	21-25	26-30+
-	1	1	-	2	-	1	2	2	-	3	1	3	-

WINTHROP CURRENT STREAKS

OVERALL

All Games	W2
Big South Games Overall	W2
Ranked opponent	L3

HOME

All Games	L1
Non-Conference Home Games	W1
Big South Home Games	L1

ROAD

All Games	W2
Big South Road Games	W2
Non-Conference Road Games	L7

NEUTRAL

At Neutral Sites	W1
Ranked opponents	L3
Unranked opponents	W1

EAGLES CURRENT STREAKS VS. BIG SOUTH OPPONENTS

Campbell	W9
Charleston Southern	W8
Gardner-Webb	W1
High Point	L1
Longwood	W1
Presbyterian College	W9
Radford	L2
UNC Asheville	L1
USC Upstate	L2

RECORD AT WINTHROP COLISEUM

Winthrop Record At Winthrop Coliseum When It Scores...

	Since 2004-05	All-Time (D1 level)
100+:	20-1	28-1
90-99:	25-0	42-1
80-89:	51-7	88-7
70-79:	61-8	118-29
60-69:	42-12	75-47
50-59:	18-15	23-38
40-49:	1-6	1-10

When Winthrop Allows () Points At Winthrop Coliseum...

100+:	1-1
90-99:	4-5
80-89:	18-9
70-79:	35-13
60-69:	59-16
50-59:	55-7
40-49:	39-2
30-39:	2-0

LAST TIME WINTHROP...

TEAM

Scored 70-79 points

75 at Charleston Southern, 2-18-23 (W, 75-67)

Scored 80-89 points

86 at Gardner-Webb, 2-15-23 (W, 86-78)

Scored 90-99 points

99 vs. Toccoa Falls, 11-29-22 (W, 99-52)

Scored 100+ points

101 vs. Eastern Michigan, 11-23-22 (W, 101-87)

Both Team Score 100 Points Or More

vs. UNC Asheville, 2-26-14 (W, 107-100 in OT)

Held opponent to 40-49 points

vs. Radford, 2-9-22 (W, 58-48)

Held opponent to 30-39 points

vs. Lenoir-Rhyne, 11-20-12 (W, 59-35)

Held opponent to 20-29 points

at College of Charleston (29), 2-26-83 (L, 29-23)

Allowed 70-79 points

78 at Gardner-Webb, 2-15-23 (W, 86-78)

Allowed 80-89 points

86 at UNC Asheville, 2/8/23 (L, 86-79)

Allowed 90-99 points

93 at Penn State, 11-7-22 (L, 93-68)

Allowed 100 points or more

119 at Auburn, 11-24-17 (L, 119-85)

Scored 50 in a half

at Gardner-Webb, 2-15-23 (52-1st half)

Allowed 50 in a half

at UNC Asheville, 2-8-23 (52-2nd half)

Allowed 60 in a half

vs. Gardner-Webb, 1-24-19 (62-2nd half)

Scored 60 in a half

at UNC Asheville, 2-8-23 (63-2nd half)

Allowed 60 in a half

vs. Gardner-Webb, 1-24-19 (62-2nd half)

Scored 70 in a half

vs. Pfeiffer, 11-13-18 (73-1st half)

Held Opponent under 20 points in a half

vs. Toccoa Falls, 11-29-22 (13-1st half)

Scored under 20 points in a half

at Radford, 2-12-21 (18-1st half)

Won in overtime

at USC Upstate, 1-26-22 (W, 95-91 in OT)

Lost in overtime

at UNC Asheville, 2-9-17 (L, 104-101 in 2OT)

Won At The Buzzer

at Radford, 2-13-16 (W, 86-84 / Keon Johnson GW Jumper)

Lost At The Buzzer

at Fresno State, 11-10-19 (L, 77-74)

Played In Double-Overtime

vs. Gardner-Webb, 1-11-20 (W, 99-95 in 3OT)

Played In Triple-Overtime

vs. Gardner-Webb, 1-11-20 (W, 99-95 in 3OT)

Played Overtime In Non-Conference Game

vs. Mercer, 11-13-21 (W, 88-85 in OT)

Played Overtime In Non-Conference Home Game

vs. Furman, 11-30-16 (W, 58-57/OT)

Played Overtime In Non-Conference Road Game

at Illinois, 11-21-16 (W, 84-80/OT)

Played In Back-To-Back Overtime Games:

12-31-15, won 82-72 over Longwood, 1-3-16, lost 90-87 in 2OT to High Point)

Shot 50-59 percent from field

at Charleston Southern, 2-18-23 (.500-Won 75-67)

Shot 60 percent or better from field

at Gardner-Webb, 2-15-23 (.652-Won 86-78)

An opponent shot 50-59 percent from field

USC Upstate, 2-11-23 (.518-Lost, 79-70)

An opponent shot 60 percent or better from field

vs. Campbell, 12-30-20 (.620-Won 84-83)

Shot 50-59 percent from the field in a half

at Charleston Southern, 2-18-23 (.519-2nd half)

Shot 60-69 percent from the field in a half

at UNC Asheville, 2-8-23 (.621-2nd half)

Shot 70 percent or better from the field in a half

at Gardner-Webb, 2-15-23 (.731-1st half)

Shot 50 percent or better in each half

at Presbyterian, 1-28-23 (1st .545/2nd .609)

Pulled down 50 rebounds or more

vs. Converse, 12-31-21 (52)

Allowed 50 or more rebounds

at #13 Auburn, 11-15-21 (53)

Pulled down 60 rebounds or more

vs. Pfeiffer, 11-25-19 (61)

Had 40 or more defensive rebounds

vs. Pfeiffer, 11-25-19 (45)

Had 20 Offensive rebounds

vs. Carver College, 12-11-21 (20)

Allowed opponent 20 Offensive rebounds

vs. Presbyterian, 1-4-23 (20)

Outrebounded Opponent by 20

vs. Converse, 12-31-21 (+22/52-30, W, 78-40)

Outrebounded by 20

at Colorado State, 11-14-17 (-22/51-29, L 80-76)

Won by 20-29 points

vs. Piedmont, 11-9-22 (W, 78-56/+22)

Won by 30-39 points

vs. Converse, 12-31-21 (W, 78-40/+38)

Won by 40-49 points

Toccoa Falls, 11-29-22 (W, 99-52/+46)

Won by 50+ points

vs. Mars Hill, 11-21-17 (W, 104-49/+55)

Lost by 20-29 points

vs. Southern Miss, 11-22-22 (L, 77-52/-25)

Lost by 30-39 points

at Auburn, 11-24-17 (L, 119-85)

Lost by 40-49 points

vs. Duke, 3-14-02 (L, 84-37/-47)

Lost by 50+ points

at Syracuse, 11-22-96 (L, 106-51/-55)

Hit 10 or more threes

at Charleston Southern, 2-18-23 (11)

Hit 15 or more threes

at Washington State, 11-22-21 (16)

Allowed 10 or more threes

Longwood, 2-1-23 (11)

Allowed 15 or more threes

at Penn State, 11-7-22 (18)

Did not hit a three-pointer in a game

vs. Presbyterian College, 2-14-12 (0-8)

Held opponent without a three-pointer

at Liberty, 1-22-15 (0-10)

Shot 60 percent from three (10 made min.)

vs. Charleston Southern, 1-27-16 (17-28/.607%)

Shot 100 percent from FT Line (10 made min.)

vs. Coastal Carolina, 2-18-16 (20-20)

Shot 50 percent or less from FT Line (15 FTA min.)

at USC Upstate, 12-12-20 (8-for-19/42%)

Attempted 30-39 Free Throws

vs. USC Upstate, 2-11-23 (30)

Attempted 40-49 free throws

vs. Gardner-Webb, 1-11-20 (40)

Attempted 50 or more free throws

vs. Campbell, 12-30-20 (50)

Dished out 20 or more assists

vs. Converse College, 12-31-21 (21)

Had 15 Or More Steals

vs. Greensboro College, 12-6-16 (20-One shy of school record)

No Steals in a game

vs. Villanova (3/19/21)

Had 10 or More Blocks

at High Point, 2-10-18 (10)

Commit 5 or fewer turnovers in a game

at Coastal Carolina, 3-8-15 (5)

Commit 20 or more turnovers in a game

at Longwood, 1-7-23 (21)

Commit 30 or more turnovers in a game

No games since 1994-95 (no team game-by-game available prior)

Had 3 players in double-figures

vs. USC Upstate, 2-11-23 (Hightower 23, Harrison 17, McMahon 17)

Had 4 players in double-figures

at Gardner-Webb, 2-15-23 (Talford 22, Hightower 22, Harrison 14, McMahon 11)

Had 5 or more players in double-figures

at Charleston Southern, 2-18-23 (Talford 20, Hightower 16, Lane 16, McMahon 12, Harrison 11)

Had 6 or more players in double-figures

vs. Mary Baldwin, 11-9-21 (Burns Jr. 30, Hightower 13, Talford 13, Corbin 12, McMahon 10, Claxton 10)

Had 7 or more players in double-figures

vs. Pfeiffer, 11-25-19 (Burns Jr. 19, Corbin 16, Ferguson 14, Jones Jr. 13, Zunic 13, King 10)

Played a ranked team

at #13 Auburn 11-15-22 (Lost, 89-65)

WINTHROP PLAYER...

Score 20-29 Points

2-18-23 at Charleston Southern (Kelton Talford, 20)

Score 30-39 Points

2-8-23 at UNC Asheville (Sin'Cere McMahon, 35)

Score 40 Or More Points

2-9-17 at UNC Asheville (Keon Johnson, 40)

Had two players score 20 or more points same game

2-15-23 at Gardner-Webb (Kelton Talford/Cory Hightower 22)

Hit 10 Field Goals Or More

Sin'Cere McMahon at UNC Asheville, 2-8-23 (10-of-18)

Made 10 or more free throws

Cory Hightower vs. USC Upstate, 2-11-23 (10-of-15)

Made 5 or more threes

Toneari Lane vs. Charleston Southern, 1-25-23 (5-for-7)

Had 20 or more rebounds

Xavier Cooks at Longwood, 2-15-17 (20)

Had 20 points, 20 rebounds same game

Xavier Cooks at Longwood, 2-15-17 (21 points, 20 rebounds)

Dish Out 10 Or More Assists

Chandler Vaudrin/Russell Jones Jr. vs. (8) High Point, 3-1-21

Record 5 Or More Steals

Cory Hightower (5, at Middle Tennessee State, 11-16-21)

Have 5 Or More Blocks

Josh Ferguson vs. ETSU, 11-17-18 (5)

Registered A Double-Double (Guard)

Adam Pickett (23 points, 12 rebounds vs. Presbyterian College, 2-13-19)

Registered A Double-Double (Forward/Center)

Cory Hightower (23 points, 17 rebounds vs. USC Upstate, 2-11-23)

Two Player Record Double-Double

at Gardner-Webb, 2-15-18 (Xavier Cooks/Adam Pickett)

Registered A Triple-Double

Chandler Vaudrin (10 points, 12 rebounds, 10 assists vs. (8) High Point, 3-1-21)

2022-23 MISC. STATS

Most 1st Half Points

Winthrop 58 vs. Toccoa Falls
Opponents 44 at Penn St.

Most 2nd Half Points

Winthrop 63 at UNCA
Opponents 51 at LSU

Fewest 1st Half Points

Winthrop 16 at UNCA
Opponents 13 vs. Toccoa Falls

Fewest 2nd Half Point

Winthrop 18 vs. Sou. Miss
Opponents 22 vs. Piedmont

Largest Half Time Lead

Winthrop 45 vs. Toccoa Falls
Opponents 19 at Washington St.

Largest Margin of Victory

Winthrop 47 vs. Toccoa Falls
Opponents 25 at Penn St.

Largest Deficit in Win

Winthrop 4 vs. E. Michigan

Largest Deficit In Loss

Winthrop 34 at Auburn

Largest Lead In Loss

Winthrop 12 at Longwood

Largest Lead In Win

Winthrop 50 vs. Toccoa Falls

Most Points 1st OT

Winthrop n/a
Opponents n/a

Most Points 2nd OT

Winthrop n/a
Opponents n/a

Most Points 3rd OT

Winthrop n/a
Opponents n/a

Career numbers (below) only reflect NCAA D1 level

First Player To Score

Talford 11
McMahon 10
Hightower 2
Lane 2
Claxton 1
Fleming Jr. 1
Harrison 1

Wilson 2 2
Fleming Jr. 1 15
Anumba 0 5

Steals Leader

Claxton 13 26
Harrison 10 24
Hightower 9 41
McMahon 7 18
Lane 5 5

Anumba 0 27

20-29 Points

Hightower 6 14
McMahon 6 7
Talford 5 7
Lane 1 1
Harrison 0 4
Fleming Jr. 0 1

First Off The Bench

Lane 17
Moore 6
McKelvy 4
Harrison 3
Fleming Jr. 2
McMahon 2
Talford 2
Whiteside 1
Wilson 1

McKelvy 4 4
Fleming Jr. 3 16
Talford 3 8
Wilson 2 2
Anumba 0 16

30+ Points

Sin'Cere McMahon 1 1

40+ Points

none

Blocks Leader

Claxton 18 47
Talford 8 21
Moore 6 6
Hightower 3 40
Lane 2 2
Wilson 1 1
Anumba 0 10

10+ Assists

Hightower 0 1

Points Leader

Talford 11 13
Hightower 9 35
McMahon 9 10
Lane 2 2
Harrison 0 8
Anumba 0 3
Claxton 0 2

Dunks

Talford 18 48
Claxton 6 78
McKelvy 6 6
Moore 3 3
Hightower 2 3
Anumba 0 1

20+ Rebounds

none

Rebound Leader

Talford 20 34
Hightower 6 46
Harrison 1 3
McMahon 1 2
Lane 1 1
Moore 1 1
Anumba 0 13
Claxton 0 9
Fleming Jr. 0 5

Double-Figures

Talford 25 40
Hightower 20 94
Harrison 18 47
McMahon 18 29
Lane 16 16
Claxton 2 11
Fleming Jr. 2 9
McKelvy 2 2
Wilson 2 2
Whiteside 1 1

5+ Steals

Hightower 0 1
Harrison 0 1

Double-Doubles

Talford 6 9
Hightower 2 11
Claxton 0 1

Assist Leader

Harrison 15 39
Hightower 10 30
McMahon 8 8

20/20 Pts/Reb

none

Triple-Doubles

Cory Hightower 0 1

EAGLE EYE VIEW OF THE TEAM

LAST 10 WINS

75-67 at Charleston Southern, 2-18-23
 86-78 at Gardner-Webb, 2-15-23
 76-74 vs. Longwood, 2-1-23
 76-58 at Presbyterian, 1-28-23
 76-64 vs. Charleston Southern, 1-25-23
 78-74 at Campbell, 1-14-23
 82-72 vs. Presbyterian, 1-4-23
 62-60 vs. UNC Asheville, 12-31-22
 81-67 vs. S.C. State, 12-6-22
 99-52 vs. Toccoa Falls, 11-29-22

LAST 10 LOSSES

79-70 vs. USC Upstate, 2-11-23
 86-79 at UNC Asheville, 2-8-23
 69-66 at Radford, 2-4-23
 63-61 vs. Gardner-Webb, 1-21-23
 71-66 at High Point, 1-18-23
 66-52 vs. Radford, 1-11-23
 85-71 at Longwood, 1-7-23
 70-62 at USC Upstate, 12-29-22
 74-57 at Duquesne, 12-21-22
 89-81 at LSU, 12-17-22

Winthrop All-Time Record By Months

November	119-89 (.572)
December	131-145 (.472)
January	247-182 (.575)
February	225-147 (.601)
March	54-32 (.627)

Record By Days Of The Week Since 2012-13

Year	Monday	Tuesday	Wednesday	Thursday	Friday	Saturday	Sunday	Overall
12-13	0-0	3-3	4-5	0-1	0-0	6-8	1-0	14-17
13-14	0-0	2-1	7-5	1-0	1-0	8-5	1-2	20-13
14-15	3-1	1-0	5-3	2-2	1-1	6-5	1-1	19-13
15-16	2-0	3-2	3-2	3-2	2-1	9-1	1-1	23-9
16-17	1-0	3-0	5-0	6-2	1-1	9-3	1-1	26-7
17-18	1-0	1-4	3-1	3-2	1-3	7-2	3-0	19-12
18-19	1-0	1-3	2-2	5-3	0-0	8-4	1-0	18-12
19-20	3-1	1-0	1-1	9-3	1-1	8-3	1-1	24-10
20-21	2-0	3-0	2-0	7-0	3-1	3-0	3-0	23-1
21-22	1-2	2-2	4-1	4-0	2-0	10-3	0-1	23-9
22-23	0-1	2-2	6-4	0-1	0-0	6-8	0-0	13-16
Totals	14-5	22-17	43-24	39-16	12-8	79-42	15-7	222-119

Double Digit Deficits In A Win (Since 2012-13)

(most recent in Bold/Italic)

19	2-1-23 vs. Longwood	W	76-74
15	12-31-22 vs. UNC Asheville	W	62-60
15	11-13-21 vs. Mercer	W	88-85 OT
15	3-8-20 vs. (5) Hampton	W	76-68
15	1-25-14 vs. VMI	W	58-57
15	1-5-19 at UNCA	W	80-65
14	2-13-19 vs. PC	W	93-85
14	12-20-16 vs. Georgia Southern	W	86-84
13	1-24-15 vs. Campbell	W	71-63
12	1-16-20 at Hampton	W	116-95
12	11-28-18 at Tennessee Tech	W	82-70
12	12-29-18 vs. Prairie View	W	76-62
12	11-21-16 at Illinois	W	84-80 OT
12	3-5-14 vs. Liberty	W	77-65
12	11-9-13 vs. Roanoke College	W	93-74
11	<i>1-14-23 at Campbell</i>	<i>W</i>	<i>78-74</i>
11	2-5-22 at Hampton	W	69-57
11	1-26-22 at USC Upstate	W	95-91 OT
11	1-20-22 at Presbyterian	W	60-58
11	12-21-19 vs. Elon	W	85-80
11	1-24-18 at Longwood	W	95-78
11	1-19-17 vs. UNCA	W	76-73
11	2-26-14 vs. UNCA	W	107-100 OT
10	1-22-22 vs Gardner-Webb	W	64-62
10	2-18-21 at High Point	W	76-70
10	12-16-17 at Alabama State	W	88-80
10	1-12-18 at Charleston Southern	W	64-53
10	12-17-16 at Hampton	W	86-79
10	12-29-16 at Charleston Southern	W	84-68
10	1-24-16 at Longwood	W	82-68

Double Digit Leads In A Loss (Since 2012-13)

23	1-6-16 at UNCA	L	85-84
18	1-26-19 at PC	L	99-91
17	1-10-15 at Gardner-Webb	L	65-64
16	2-11-15 at High Point	L	73-72
15	12-7-19 vs. Coastal Carolina	L	92-88
14	11-14-17 at Colorado State	L	80-76
14	1-28-17 vs. High Point	L	83-80 OT
12	1-7-23 at Longwood	L	85-71
12	12-15-21 at Elon	L	63-61
12	1-17-15 vs. Radford	L	85-77
12	2-1-14 at High Point	L	65-64
12	2-19-13 at Gardner-Webb	L	65-52
11	2-6-13 at UNCA	L	69-56
10	2-21-19 at Radford	L	87-81
10	1-26-14 at Radford	L	58-57

2022-23 MISC. STATS

Three-Point Shooting

Season	Games	FGM	FGA	3pt %	Per Game	Per Game Big South Ranking	Per Game National Ranking	Total 3's Made Program Ranking
2012-13	31	180	571	.315	5.81	6th	209th	18th
2013-14	33	272	686	.397	8.24	4th	24th	5th
2014-15	32	251	700	.359	7.84	5th	42nd	6th
2015-16	32	285	786	.371	8.91	2nd	32nd	3rd
2016-17	33	313	839	.373	9.48	1st	24th	1st
2017-18	31	296	792	.374	9.55	1st	32nd	2nd
2018-19	30	372	997	.373	12.40	1st	1st	1st
2019-20	34	322	931	.346	9.47	1st	21st	2nd
2020-21	25	210	597	.352	8.40	2nd	67th	15th
2021-22	32	276	734	.3&1	8.63	1st	22nd	T5th
2022-23	29	256	684	.374	8.83	1st	T41st	9th
Totals	342	3,033	8,317	.364	8.86	-	-	-

TOP COMEBACKS (2022-23)

23	Texas Tech 80, Iowa St. - OT (1/30/23)
	Milwaukee 75, Northern Kentucky 74 (1/28/23)
	South Dakota St. 77, Eastern Washington 76 (12/10/22)
	Charlotte 71, Appalachian St. 62 (12/2/22)
	BYU 79, Dayton 75 - OT (11/25/22)
22	Western Illinois 81, South Dakota St. 73 - OT (1/28/23)
	Richmond 75, Duquesne 73 (1/7/23)
	Murray St. 66, Chicago St. 65 (12/13/22)
21	Iowa 91, Indiana 89 (1/5/23)
	Southeastern Louisiana 70, Campbell 69 (11/19/22)
	Gardner-Webb 66, North Carolina A&T 64 (11/19/22)
	Davidson 102, Wright St. 97 - 2OT (11/9/22)
20	Lindenwood 67, Little Rock 62 (1/4/23)
	LSU 72, Wake Forest 70 (12/10/22)
	Eastern Kentucky 62, Georgia St. 61 (11/18/22)
	UC Riverside 81, Loyola Marymount 79 (11/10/22)
	TCU 73, Arkansas Pine Bluff 72 (11/7/22)
19	Winthrop 76, Longwood 74 (2/1/23)
	Louisiana 94, Georgia Southern 87 (1/28/23)
	North Texas 56, Middle Tennessee 51 (1/7/23)
	Samford 75, Chattanooga 74 (1/14/23)
	Grand Canyon 60, Montana St. 54 (1/7/23)
	Florida 76, Florida St. 67 (11/18/22)
	East Carolina 77, Presbyterian 57 (11/12/22)
	Oregon St. 73, Tulsa 70 (11/7/22)

Largest 2nd Half Deficit In A Win

23	Texas Tech 80, Iowa St. 77 - OT (1/30/23)
	South Dakota St. 77, Eastern Washington 76 (12/10/22)
21	Milwaukee 75, Northern Kentucky 74 (1/28/23)
	Southeastern Louisiana 70, Campbell 69 (11/19/22)
	Gardner-Webb 66, North Carolina A&T 64 (11/19/22)
20	UC Riverside 81, Loyola Marymount 79 (11/10/22)
19	Winthrop 76, Longwood 74 (2/1/23)
	Louisiana 94, Georgia Southern 87 (1/28/23)
	Samford 75, Chattanooga 74 (1/14/23)
	Grand Canyon 60, Montana St. 54 (11/7/22)
	Louisiana 94, Georgia Southern 87 (1/28/23)
18	Western Illinois 81, S. Dakota St. 73 - OT (1/28/23)
	Murray St. 66, Chicago St. 65 (12/13/22)
	Lindenwood 67, Little Rock 62 (1/4/23)
	UC Riverside 74, UC San Diego 68 (1/11/23)
	UNC Asheville 58, Campbell 55 (1/7/22)
	Rider 70, Iona 67 (1/15/23)
	Florida Gulf Coast 72, Jacksonville 65 (12/31/22)
	SIU Edwardsville 69, Saint Louis 67 (12/21/22)
	North Alabama 81, Morehead St. 75 (12/3/22)
	Abilene Christian 65, Cal St. Bakersfield 59 (12/17/22)

2022-23 STARTERS BY GAME

DATE	OPPONENT	G	G	G/F	F	F/C
11/7	at Penn St.	Wilson	McMahon	Lane	Claxton	Talford
11/9	Piedmont	Wilson	McMahon	Hightower	Claxton	Talford
11/12	Middle Tennessee	Wilson	McMahon	Hightower	Claxton	Talford
11/15	at Auburn	Wilson	McMahon	Hightower	Claxton	Talford
11/19	at Mercer	Harrison	Wilson	McMahon	Lane	Talford
11/22	vs. Southern Miss	McMahon	Lane	Hightower	Claxton	Talford
11/23	vs. Eastern Michigan	Wilson	McMahon	Hightower	Claxton	Talford
11/29	Toccoa Falls	Harrison	McMahon	Lane	Hightower	Claxton
12/3	Coastal Carolina	Harrison	McMahon	Hightower	Claxton	Talford
12/6	S.C. State	Harrison	McMahon	Hightower	Claxton	Talford
12/10	at Furman	Harrison	McMahon	Hightower	Claxton	Talford
12/17	at LSU	Harrison	McMahon	Lane	Hightower	Talford
12/21	at Duquesne	Harrison	McMahon	Lane	Hightower	Moore
12/29	at USC Upstate	Harrison	McMahon	Hightower	Claxton	Talford
12/31	at UNC Asheville	Harrison	Fleming Jr.	Hightower	Claxton	Talford
1/4	Presbyterian College	Harrison	Fleming Jr.	Hightower	Claxton	Talford
1/7	at Longwood	Harrison	Fleming Jr.	Hightower	Claxton	Talford
1/11	Radford	Harrison	Fleming Jr.	Hightower	Claxton	Talford
1/14	at Campbell	Harrison	McMahon	Hightower	Claxton	Talford
1/18	at High Point	Harrison	McMahon	Hightower	Claxton	Talford
1/21	Gardner-Webb	Harrison	McMahon	Hightower	Claxton	Talford
1/25	Charleston Southern	Harrison	McMahon	Hightower	Claxton	Talford
1/28	at Presbyterian College	Harrison	McMahon	Lane	Claxton	Talford
2/1	Longwood	Harrison	McMahon	Hightower	Claxton	Talford
2/4	at Radford	Harrison	McMahon	Hightower	Claxton	Talford
2/8	at UNC Asheville	Harrison	McMahon	Hightower	Claxton	Talford
2/11	USC Upstate	Harrison	McMahon	Lane	Hightower	Claxton
2/15	at Gardner-Webb	Harrison	McMahon	Lane	Hightower	Claxton
2/18	at Charleston Southern	Harrison	McMahon	Hightower	Claxton	Talford
2/22	Campbell					
2/25	High Point					

2022-23 SPECIALTY STATS

DATE/OPPONENT		IN PAINT (WU/OPP)	OFF-TO (WU/OPP)	2ND CHANCE (WU/OPP)	FAST BREAK (WU/OPP)	BENCH	TIES/LEAD	LARGEST LEAD	BIGGEST DEFICIT
11/7	at Penn St.	22/30	13/28	3/10	7/15	15/24	1/2	1	27
11/9	Piedmont	32/18	20/7	10/6	9/6	23/17	0/0	22	none
11/12	Middle Tennessee	36/18	11/20	2/17	2/4	17/17	0/0	19	none
11/15	at Auburn	32/50	13/14	17/19	3/17	35/39	0/1	2	34
11/19	at Mercer	24/38	12/10	15/8	5/10	3/31	1/3	4	14
11/22	vs. Southern Miss	16/42	9/27	10/13	0/14	12/21	5/8	6	25
11/23	vs. Eastern Michigan	44/36	14/14	1/22	22/17	39/8	1/6	21	4
11/29	Toccoa Falls	60/30	26/14	18/6	16/13	35/36	0/0	50	none
12/3	Coastal Carolina	26/40	21/18	19/16	3/11	19/25	16/10	7	7
12/6	S.C. State	42/40	15/14	10/10	11/10	15/38	4/8	14	3
12/10	at Furman	38/46	13/12	2/12	3/16	3/13	9/8	2	15
12/17	at LSU	40/42	11/21	14/3	11/9	1/15	9/17	4	12
12/21	at Duquesne	32/30	7/23	13/9	2/15	15/11	0/0	none	27
12/29	at USC Upstate	22/38	17/18	12/12	0/11	9/47	2/1	3	17
12/31	UNC Asheville	32/32	12/14	2/9	6/10	16/8	1/5	2	15
1/4	Presbyterian College	36/44	20/13	9/22	8/10	18/23	1/1	24	3
1/7	at Longwood	20/50	23/31	5/16	10/17	20/31	4/5	12	14
1/11	Radford	18/34	8/13	15/14	0/6	15/20	7/10	4	14
1/14	at Campbell	28/36	16/11	3/14	5/2	20/28	6/5	6	11
1/18	at High Point	22/30	18/9	11/11	22/22	6/37	1/2	3	16
1/21	Gardner-Webb	20/38	7/19	15/5	0/4	7/25	9/10	9	7
1/25	Charleston Southern	26/24	25/7	15/16	5/8	26/19	8/12	18	6
1/28	at Presbyterian College	30/26	17/17	5/7	10/14	20/15	6/1	21	3
2/1	Longwood	20/26	19/18	5/5	3/4	17/44	6/5	4	19
2/4	at Radford	26/30	15/13	14/4	4/11	14/20	5/7	6	9
2/8	at UNC Asheville	28/36	17/22	5/8	2/10	15/18	0/0	none	31
2/11	USC Upstate	30/38	14/15	6/14	5/17	4/33	1/0	none	18
2/15	at Gardner-Webb	28/40	16/18	2/13	13/8	25/24	0/0	27	none
2/18	at Charleston Southern	30/24	9/11	8/12	4/5	16/18	3/4	10	3
2/22	Campbell								
2/25	High Point								
Totals		842/1,024	438/471	273/326	193/314	480/705	90/112	Largest - 50	Biggest - 34
Averages		29.0/35.3	15.1/16.2	9.4/11.2	6.7/18.8	16.6/24.3			

MARK PROSSER

Mark Prosser enters his second season at the helm of the men's basketball program.

Prosser became the 7th head coach in Winthrop men's basketball history when he was introduced Apr. 2., 2021

In his first season with the Eagles he guided them to the Big South Conference Championship game and a 23-win season.

The 23 wins were the most by any coach in program history in their first season. It was the third time a first-year head coach won 20 or more games.

He joined Gregg Marshall as the only coaches in program history to begin conference play 5-0 in their first season.

On Nov. 27, 2021 he led the Eagles to the program's first ever win over a PAC-12 opponent with an 82-74 victory at Washington.

The Eagles posted a 13-0 home record, just the third time in program history a team finished with a perfect record at home.

Prosser has spent the previous three seasons as the head coach of the Western Carolina men's basketball program and is no stranger to Winthrop. In April of 2012, Prosser was hired as an assistant coach under Pat Kelsey and then served as Associate Head Coach from August of 2013 until his departure to Western Carolina in the spring of 2018. Before departing for Western Carolina, Prosser played a role in helping bring the Winthrop men's basketball program back to the top of the Big South Conference, which was achieved when the Eagles captured the 2017 Big South Conference Championship and returned to the NCAA Tournament.

"My family and I could not be more excited to come home to Winthrop University and the Rock Hill community," said Prosser. "We'd like to thank Dr. Halpin, Dr. Hynd, the Board of Trustees and the entire Winthrop community for entrusting us with one of the most prestigious college basketball programs in the country."

In just his second season at the helm of the Cata-mounts program, Prosser led the team to a 12-win improvement to finish the season at 19-12. It was the second-most improved mark across NCAA Division I men's basketball. That season the team reached the Southern Conference semifinals before falling to eventual champion ETSU. That season Prosser's achievement was recognized by College Insider as he was honored as the Skip Prosser 'Man of the Year' award, which is named after his father.

Winthrop has been one of the top three-point shooting teams in the Big South Conference and nationally over the last 5-6 years and Prosser's teams in three seasons averaged 9.15 threes per game, which included a program record for a single-season with 302 in 2019-20. In 2018-19 the team set the program record for threes in a single-season, which now sits as the second-most.

Prosser began his coaching career as an assistant coach with Wofford College in Mike Young's first season (2002-03). During that season the Terriers posted a 14-15 mark, which included a 79-77 victory at Virginia Tech. In the Southern Conference, Wofford posted an 8-8 record and advanced to the

quarterfinals of the conference tournament.

Following his year at Wofford, Prosser headed to Bucknell as an assistant from 2003-08 under Pat Flannery.

It was at Bucknell that Prosser experienced the most post-season success as the Bison scored two NCAA Tournament upset victories during his tenure. In 2005, the 14th-seeded Bison upset No. 3 Kansas in the first round, earning the award for "Best Upset" at the 2005 ESPY Awards, and finished the year ranked 25th overall nationally with a 23-10 record. The following season, No. 9 seed Bucknell defeated No. 8 Arkansas in March Madness.

In 2005-06, the Bison went undefeated in Patriot League play, the first team to do so in conference history. The team was ranked in the top 25 for the first time in school history and featured Patriot League Player of the Year Charles Lee. For the NCAA Tournament, the Bison were seeded 9th and defeated Arkansas in the first round. In the second round they were defeated by Memphis to end the season at 27-5, the best record in school history. While at Bucknell, Prosser signed 2008 Patriot League All-Freshman team selection Todd O'Brien and was involved in the player development of Charles Lee, who went on to sign a professional contract with the NBA's San Antonio Spurs. Lee was a three-time All-Patriot League selection and the 2006 Patriot League Player of the Year.

In the summer of 2008, Prosser returned to the sidelines at Southern Conference-member Wofford. During his first season back in Spartanburg in 2008, the Terriers set a school record with 12SoCon wins. In addition, the team posted its first winning overall record since moving to the NCAA Division I level. The following year, Prosser helped Wofford reach a school-record 26 wins along with the Southern Conference Championship and a trip to the NCAA Tournament.

All told, with Prosser on the bench in Spartanburg, the Terriers posted a 63-36 (.636) overall record, highlighted by back-to-back SoCon regular season and tournament championships, and consecutive appearances in the NCAA Tournament. He helped Wofford to a then school-record 26 victories in 2009-10 with a second 20-win season in 2010-11 with a squad that led the SoCon in assists and was also first in assist/turnover margin. Wofford also was eighth in the nation in 3-point percentage and 12th in overall field goal percentage.

Prosser was instrumental in the development of three-time first-team All-SoCon selection Noah Dahlman, a post player who scored more than 2,000 career points and was twice dubbed SoCon Tournament MVP.

A native of Wheeling, W.Va., Prosser played collegiately at Marist College in Poughkeepsie, N.Y., before a knee injury ended his career prematurely. He began his coaching career as a student assistant coach at Marist until his graduation in 2002, helping the Red Foxes to a share of the Metro-Atlantic Athletic Conference (MAAC) regular season title in 2001-02.

Prosser and his wife Emily are the parents of two -- a daughter, Ava Grayce and a son, Declan.



Career Record

Winthrop: 36-25

Career: 78-101

Big South: 22-10

Coaching Experience

1999-2002

Marist

Student Assistant

2002-03

Wofford College

Assistant Coach

2003-08

Bucknell

Assistant Coach

2008-11

Wofford College

Assistant Coach

2011-12

Brevard College

Head Coach

2012-2013

Winthrop

Assistant Coach

2013-18

Winthrop

Associate Head Coach

2018-21

Western Carolina

Head Coach

2021-present

Winthrop

Head Coach

Playing Experience

1998-99

Marist

MARK PROSSER ERA



Prosser Facts

- Hired as the 7th head coach in Winthrop men's basketball history on Apr. 2, 2021
- Earned his first win at Winthrop on Nov. 9, 2021 with a 110-78 victory over Mary Baldwin as all seven head coaches in program history won in their debut
- Became the 3rd Winthrop coach in program history to win 20 games in first season
- First Winthrop coach to 14 league wins in first season and one of only two to do so in league history (Terry Truax of Towson - 14 in 1992-93)
- Became the 4th coach in program history to begin Winthrop career 2-0
- Prosser and Marshall are also the only coaches to start Big South career 5-0
- Joined Dan Kenney and Gregg Marshall as the only Winthrop coach to get a win in their first Big South Conference regular season contest
- Led Eagles to first ever win over PAC 12 opponent with an 82-74 win at Washington on Nov. 27, 2021
- The win at Washington was the first over a Power 5 team in his career (8th meeting ever vs. Power 5 and is now 1-7)
- Has been on staff for nine conference championship title games and five NCAA Tournament appearances
- Between being the head coach and an assistant coach he's represented Winthrop in 202 games on the bench

WINTHROP 1ST YEAR HEAD COACHING RECORDS

Mark Prosser	23-9
Nield Gordon	22-9
Gregg Marshall	21-8 (29 game season)
Randy Peele	20-11
Pat Kelsey	14-17
Dan Kenney	14-16
Steve Vacendak	8-20 (28 game season)

PROSSER TRENDS

	<u>WU</u>	<u>Career</u>
Lead at the half:	26-7	57-20
Trail at the half:	8-16	17-77
Tied at the half:	2-2	4-4
Double-Figure leads at the half:	10-0	23-1
Double-Figure deficit at the half:	2-10	5-42
Score 100+:	2-0	7-0
Score 90+:	5-0	20-1
Score 80+ :	16-4	40-14
Score 70+:	27-7	68-34
Score 60+:	35-20	76-83
Score less than 60:	1-5	1-28
Allow 100+:	0-0	0-3
Allow 90+:	1-3	5-19
Allow 80+:	6-10	18-51
Allow 70+:	15-21	42-82
Allow 60+:	25-25	60-99
Allow less than 60 points:	11-0	18-2
Shoot 50% or better:	25-1	49-11
Shoot 40% or better:	34-15	68-63
Shoot 70% or better at FT Line:	21-17	45-52
Shoot 80% or better at FT Line:	9-8	21-18
Higher field goal percentage:	34-3	68-17
Lower field goal percentage:	2-22	10-83
Same field goal percentage:	0-0	0-1
Outrebound opponent:	22-3	54-32
Outrebound opponent 10+:	11-1	24-6
Outrebounded by opponent:	13-21	19-62
Rebounds are even:	1-1	4-7
More free throw attempts:	30-11	53-46
Fewer free throw attempts:	5-12	22-59
Free throw attempts are even:	1-2	3-6
Make 7+ 3's:	29-14	65-63
Make 10+ 3's:	20-7	45-24
Day games:	12-11	38-43
Night games:	24-14	39-58
Morning games:	0-0	1-0
Games on Monday:	2-2	4-7
Games on Tuesday:	4-4	6-9
Games on Wednesday:	10-5	17-30
Games on Thursday:	4-1	7-7
Games on Friday:	2-0	3-7
Games on Saturday:	15-11	39-39
Games on Sunday:	0-1	2-2

Games Decided By:

1 point:	4-1
2 points:	7-5
5 points or less:	22-23
6-9 points:	20-21
Double-figures:	35-57

PROSSER ALL-TIME RECORD vs. OPPONENTS

Team	Games	Overall	Home	Road	Neutral	BSC Tourney	PF	PA
Anderson (S.C.)	2	1-1	0-1	1-0	0-0	0-0	145	140
Auburn	1	0-1	0-0	0-1	0-0	0-0	65	89
Barton	1	0-1	0-0	0-0	0-1	0-0	55	89
Belmont Abbey	1	0-1	0-1	0-0	0-0	0-0	80	90
Bryan	1	1-0	1-0	0-0	0-0	0-0	70	64
Bowling Green	1	0-1	0-0	0-1	0-0	0-0	52	73
Campbell	2	2-0	1-0	1-0	0-0	0-0	152	146
Carson-Newman	2	0-2	0-1	0-1	0-0	0-0	108	153
Carver College	1	1-0	0-0	0-0	1-0	0-0	83	52
Catawba College	2	0-2	0-1	0-1	0-0	0-0	106	135
Charleston Sou.	4	4-0	2-0	2-0	0-0	0-0	313	282
Chattanooga	6	3-3	1-2	2-1	0-0	0-0	466	470
Citadel	7	5-2	3-0	2-1	0-1	0-0	604	579
Coastal Carolina	2	0-2	0-1	0-1	0-0	0-0	145	160
College of Charleston	2	1-1	0-1	1-0	0-0	0-0	150	147
Converse	1	1-0	1-0	0-0	0-0	0-0	78	40
Duquesne	1	0-1	0-0	0-1	0-0	0-0	57	74
Eastern Michigan	1	1-0	0-0	0-0	1-0	0-0	101	87
Elon	1	0-1	0-0	0-1	0-0	0-0	61	63
ETSU	7	0-7	0-3	0-3	0-1	0-0	477	567
Florida State	1	0-1	0-0	0-1	0-0	0-0	74	79
Furman	8	1-7	1-3	0-4	0-0	0-0	576	644
Gardner-Webb	6	5-1	2-1	2-0	1-0	1-0	439	399
Georgia	1	0-1	0-0	0-1	0-0	0-0	72	91
Hampton	1	0-0	1-0	0-0	0-0	0-0	69	57
Hartford	1	1-0	1-0	0-0	0-0	0-0	82	75
High Point	4	1-3	0-0	0-3	1-0	1-0	249	273
Hiwassee	1	1-0	1-0	0-0	0-0	0-0	94	55
Iowa	1	0-1	0-0	0-1	0-0	0-0	60	78
Jacksonville	2	2-0	1-0	1-0	0-0	0-0	173	159
Jacksonville State	1	0-1	0-0	0-0	0-1	0-0	53	84
Lees-McRae	1	1-0	1-0	0-0	0-0	0-0	71	55
Lenoir-Rhyne	2	1-1	1-0	0-1	0-0	0-0	133	130
Lincoln Memorial	2	0-2	0-1	0-1	0-0	0-0	101	153
Longwood	4	1-3	1-0	0-2	0-1	0-1	293	330
LSU	1	0-1	0-0	0-1	0-0	0-0	81	89
Mars Hill	2	2-0	1-0	1-0	0-0	0-0	169	156
Mary Baldwin	1	1-0	1-0	0-0	0-0	0-0	110	78
Mercer	9	4-5	3-1	0-4	1-0	0-0	690	671
Middle Tennessee	2	1-1	1-0	0-1	0-0	0-0	141	144
Mississippi State	1	0-0	0-0	0-0	0-1	0-0	63	84
Montevallo	1	0-1	0-1	0-0	0-1	0-0	40	83
Mount Olive	1	0-1	0-0	0-1	0-0	0-0	78	100
Newberry	3	1-2	1-1	0-1	0-0	0-0	239	261
North Carolina A&T	3	3-0	2-0	1-0	0-0	0-0	258	216
North Carolina State	1	0-1	0-0	0-1	0-0	0-0	67	100
North Georgia	1	0-1	0-0	0-1	0-0	0-0	66	75
North Greenville	1	0-1	0-0	0-1	0-0	0-0	61	68
Penn St.	1	0-1	0-0	0-1	0-0	0-0	68	93
Piedmont	3	3-0	3-0	0-0	0-0	0-0	282	161
Presbyterian	4	4-0	2-0	2-0	0-0	0-0	283	249
Radford	3	1-2	1-1	0-1	0-0	0-0	176	183
Samford	5	3-2	2-0	1-2	0-0	0-0	422	391
SMU	1	0-1	0-0	0-1	0-0	0-0	65	98
South Carolina St.	1	1-0	1-0	0-0	0-0	0-0	81	67
Southern Miss	2	0-2	0-0	0-0	0-2	0-0	115	145
Stetson	1	1-0	0-0	1-0	0-0	0-0	70	64
Tennessee Tech	2	2-0	1-0	1-0	0-0	0-0	165	151
Toccoa Falls	1	1-0	1-0	0-0	0-0	0-0	99	52
Troy	1	0-1	0-0	0-0	0-1	0-0	64	66
Tusculum	2	0-2	0-1	0-1	0-0	0-0	113	140
UNC Asheville	8	6-2	3-0	3-2	0-0	0-0	546	611
UNC Greensboro	6	1-5	0-3	1-2	0-0	0-0	393	465
UNC Wilmington	1	1-0	0-0	0-0	1-0	0-0	98	76
USC Upstate	4	2-2	1-1	1-1	0-0	0-0	316	299
Vanderbilt	1	0-1	0-0	0-1	0-0	0-0	63	77
VCU	1	0-1	0-0	0-1	0-0	0-0	68	93
VMI	7	2-5	1-2	1-2	0-1	0-0	547	575
Wake Forest	1	0-1	0-0	0-1	0-0	0-0	64	71
Washington	1	1-0	0-0	1-0	0-0	0-0	82	74
Washington State	1	0-1	0-0	0-1	0-0	0-0	86	92
Wingate	2	0-2	0-1	0-1	0-0	0-0	110	147
Wofford	6	2-4	1-2	1-2	0-0	0-0	405	474
Wright State	1	0-1	0-0	0-1	0-0	0-0	73	96
Xavier	1	0-1	0-0	0-1	0-0	0-0	61	74
Young Harris	2	0-2	0-1	0-1	0-0	0-0	140	171
TOTALS	177	78-101	42-30	27-60	6-10	2-1	13,108	12,598

WINTHROP'S ALL-TIME 30/40-POINT GAMES

40-POINT GAMES

Melvin Branham (Jr.)	45	Jan. 10, 1994 at Charleston Southern
David McMahan	42	Jan. 15, 1996 vs. Coastal Carolina
Keon Johnson	40	Feb. 9, 2017 at UNC Asheville
Michael Jenkins	40	Nov. 10, 2006 vs. North Greenville
Fred McKinnon	40	Nov. 29, 1985 vs. Morris College

30-POINT GAMES

Keon Johnson	39	Feb. 4, 2017 vs. Campbell
Mike Gaither	39	Nov. 18, 1982 vs. Coker College (Clover, SC)
Keon Johnson	38	Nov. 21, 2016 at Illinois
Jimmy Gavin	38	Nov. 27, 2015 at North Carolina State (Raleigh, NC)
Greg Lewis	38	Dec. 21, 1999 vs. UNC Greensboro
Keon Johnson	37	Dec. 31, 2016 vs. Radford
Robbie Waldrop	37	Feb. 12, 1998 at Charleston Southern
Xavier Cooks	36	Feb. 15, 2018 at Gardner-Webb
Keon Johnson	36	Jan. 27, 2016 vs. Charleston Southern
Fred McKinnon	36	Feb. 2, 1985 at Livingstone College
Charles Brunson	36	Nov. 25, 1980 at Voorhees
Sin'Cere McMahon	35	Feb. 8, 2023 at UNC Asheville
Nych Smith	35	Jan. 26, 2019 at Presbyterian College
Fred McKinnon	35	Jan. 16, 1986 vs. Central Wesleyan College
Charles Brunson	35	Feb. 4, 1982 vs. Erskine
Charles Brunson	35	Dec. 10, 1980 at Belmont Abbey
David McMahan	34	Dec. 30, 1995 at Georgia State
Charles Brunson	34	Nov. 22, 1980 at Morris College
Charles Brunson	34	Nov. 19, 1980 vs. Allen University
Patrick Good	33	Nov. 22, 2021 at Washington State
Andre Jones	33	Dec. 27, 2011 at Georgia
Michael Jenkins	33	Mar. 6, 2008 vs. UNC Asheville (Big South Tourney Championship game)
Greg Lewis	33	Feb. 18, 2002 vs. Coastal Carolina
George Henson	33	Feb. 10, 1990 at Campbell
Shaun Wise	33	Dec. 28, 1989 at US International
Charles Brunson	33	Jan. 11, 1981 at Webber College
Josh Ferguson	32	Dec. 7, 2019 vs. Coastal Carolina
Keon Johnson	32	Feb. 13, 2016 at Radford
Keon Johnson	32	Dec. 31, 2015 vs. Campbell
Keon Johnson	32	Nov. 24, 2015 at USC Upstate
Torrell Martin	32	Feb. 24, 2007 at Coastal Carolina
Torrell Martin	32	Feb. 20, 2006 at Liberty
Melvin Branham (Jr.)	32	Jan. 27, 1994 at Towson State
Mark Hailey (Sr.)	32	Feb. 20, 1993 vs. Radford
Eddie Gay (Sr.)	32	Dec. 13, 1992 vs. The Citadel
Charles Brunson	32	Jan. 16, 1982 at USC-Aiken
Charles Brunson	32	Jan. 15, 1981 at USC-Spartanburg
Patrick Good	31	Jan. 20, 2022 at Presbyterian College
Keon Johnson	31	Mar. 3, 2017 vs. #4 Gardner-Webb
Keon Johnson	31	Mar. 2, 2017 vs. #8 Charleston Southern
Keon Johnson	31	Jan. 28, 2017 vs. High Point
Jimmy Gavin	31	Mar. 6, 2016 vs. UNC Asheville (Buies Creek, NC-Big South Tourney Championship game)
Jimmy Gavin	31	Feb. 27, 2016 at Campbell
Torrell Martin	31	Dec. 4, 2006 at #12 Wisconsin
Ted Houpt	31	Feb. 12, 1987 at Howard University
Fred McKinnon	31	Nov. 22, 1985 vs. Wingate
Charles Brunson	31	Feb. 8, 1982 vs. Presbyterian College
Donnie Creamer	31	Dec. 9, 1978 at Erskine
Patrick Good	30	Feb. 19, 2022 at UNC Asheville
D.J. Burns Jr.	30	Nov. 9, 2021 vs. Mary Baldwin
Xavier Cooks	30	Dec. 5, 2017 at Georgia
Keon Johnson	30	Dec. 19, 2015 at Georgia Southern
Keon Moore	30	Jan. 3, 2015 vs. High Point
Tyson Waterman	30	Feb. 12, 1999 vs. Charleston Southern
Ronnie Creamer	30	Jan. 15, 1979 at Francis Marion
LaShawn Coulter	30	Jan. 21, 1995 at UNC Asheville
Mark Hailey (Jr.)	30	Nov. 23, 1991 vs. Averett College
Greg Washington	30	Dec. 15, 1988 vs. East Carolina
Fred McKinnon	30	Feb. 10, 1985 vs. Armstrong State
Ronnie Creamer	30	Nov. 18, 1978 vs. Catawba

Indv./Team Most Points Single-Game

Top 10 Individual Scoring Performances Home/Away

Home

42	David McMahan	(vs. Coastal Carolina, 1-15-96)
40	Michael Jenkins	(vs. North Greenville, 11-10-06)
	Fred McKinnon	(vs. Morris College, 11-29-85)
	Keon Johnson	(at UNC Asheville, 2-9-17)
39	Keon Johnson	(vs. Campbell, 2-4-17)
38	Greg Lewis	(vs. UNC Greensboro, 12-21-99)
37	Keon Johnson	(vs. Radford, 12-31-16)
36	Keon Johnson	(vs. Charleston Southern, 1-27-16)
35	Fred McKinnon	(vs. Central Wesleyan College, 1-16-86)
	Charles Brunson	(vs. Erskine College, 2-4-82)

Away

45	Melvin Branham Jr.	(at Charleston Southern, 1-10-94)
40	Keon Johnson	(at UNC Asheville, 2-9-17)
38	Keon Johnson	(at Illinois, 11-21-16)
	Jimmy Gavin	(at N.C. State, 11-27-15)
37	Robbie Waldrop	(at Charleston Southern, 2-12-98)
36	Xavier Cooks	(at Gardner-Webb, 2-15-18)
	Fred McKinnon	(at Livingstone College, 2-2-85)
	Charles Brunson	(at Voorhees, 11-25-80)
35	Sin'Cere McMahan	(at UNC Asheville, 2-8-23)
	Nych Smith	(at Presbyterian College, 1-26-19)
	Charles Brunson	(at Belmont Abbey, 12-10-80)
34	Charles Brunson	(at Mooris College, 11-22-80)
33	Patrick Good	(at Washington State, 11-22-21)
	Andre Jones	(at Georgia, 12-27-11)
	Michael Jenkins	(at UNC Asheville, 3-6-08)
	George Henson	(at Campbell, 2-10-90)
	Shaun Wise	(at U.S. International, 12-28-89)
	Charles Brunson	(at Webber College, 1-11-81)

Top 5 Individual Scoring Performances vs. Big South Opponents

All Games

45	Melvin Branham Jr.	(at Charleston Southern, 1-10-94)
42	David McMahan	(vs. Coastal Carolina, 1-15-96)
40	Keon Johnson	(at UNC Asheville, 2-9-17)
39	Keon Johnson	(vs. Campbell, 2-4-17)
37	Keon Johnson	(vs. Radford, 12-31-16)

Home

42	David McMahan	(vs. Coastal Carolina, 1-15-96)
39	Keon Johnson	(vs. Campbell, 2-4-17)
37	Keon Johnson	(vs. Radford, 12-31-16)
36	Keon Johnson	(vs. Charleston Southern, 1-27-16)
32	Keon Johnson	(vs. Campbell, 12-31-15)

Away

45	Melvin Branham Jr.	(at Charleston Southern, 1-10-94)
40	Keon Johnson	(at UNC Asheville, 2-9-17)
36	Xavier Cooks	(at Gardner-Webb, 2-15-18)
35	Sin'Cere McMahan	(at UNC Asheville, 2-8-23)
	Nych Smith	(at Presbyterian College, 1-26-19)
33	George Henson	(at Campbell, 2-10-90)
32	Keon Johnson	(at Radford, 2-13-16)
	Torrell Martin	(at Coastal Carolina, 2-24-07)
	Torrell Martin	(at Liberty, 2-20-06)
	Melvin Branham Jr.	(at Towson St., 1-27-94)

Most Point In Home/Away Game (Top 10)

Home

134	Pfeiffer, 11-13-18	W, 134-99
132	Morris, 11-29-85	W, 132-73
130	Johnson & Wales, 12-12-96	W, 130-33
127	Pfeiffer, 11-25-19	W, 127-83
116	Warren Wilson, 11-24-18	W, 116-76
116	Rio Grande (OH), 12-28-15	W, 116-84
110	Mary Baldwin	W, 110-78
109	Hiwassee, 12-16-18	W, 109-66
109	Catawba, 11-18-78	W, 109-92
108	VMI, 1-6-07	W, 108-76
108	U.S. International, 1-12-91	W, 108-81

Away

116	at Hampton, 1-16-20	W, 116-95
109	at VMI, 1-31-07	Won, 109-76
107	at USC Upstate, 12-13-20	Won, 107-77
102	at Pembroke St., 1-10-86	Won, 102-99
101	at UNC Asheville, 2-9-17	Lost, 104-101
101	at Charleston Sou., 1-10-94	Won, 101-96
101	at Central Connecticut, 12-4-92	Won, 101-93
101	at Benedict College, 2-20-86	Won, 101-76
97	at USC Aiken, 1-14-82	Won, 97-90
97	at Wofford, 1-31-80	Won, 97-78

Most Points Home/Away vs. Big South Opponents (Top 10)

Home

108	vs. VMI, 1-6-07	Won, 108-76
107	vs. UNCA, 2-26-14	Won, 107-100 (OT)
106	vs. VMI, 2-4-09	Lost, 110-106 (OT)
104	vs. UNCA	Won, 104-71
101	vs. Hampton, 2-9-19	Won, 101-91
100	vs. Coastal Carolina, 2-18-02	Won, 100-74
99	vs. Gardner-Webb, 1-11-20	Won, 99-95 (3OT)
98	vs. Armstrong St., 2-17-86	Won, 98-81
98	vs. VMI, 2-8-06	Won, 98-65
97	vs. Gardner-Webb	Won, 97-88
97	vs. Towson St., 2-23-95	Won, 97-93
96	vs. VMI, 1-7-10	Won, 96-63

Away

116	at Hampton, 1-16-20	W, 116-95
107	at USC Upstate, 12-13-20	W, 107-77
101	at UNC Asheville, 2-9-17	Lost, 104-101
101	at Charleston Sou., 1-10-94	Won, 101-96
95	at USC Upstate, 1-26-22	Won, 95-91 OT
95	at Longwood, 1-24-18	Won, 95-78
94	at Coastal Carolina, 1-7-94	Lost, 103-94
93	at Presbyterian Col., 2-25-17	Won, 93-56
93	at UMBC, 1-25-93	Lost, 99-93
91	at Presbyterian College, 1-26-19	Lost, 99-91
90	at Gardner-Webb, 2-15-18	Won, 90-71
90	at Towson St., 2-23-95	Lost, 92-90
90	at UNC Asheville, 2-5-90	Won, 90-89
90	at Radford, 1-14-05	Won, 90-75

WINTHROP TEAM/INDIVIDUAL RECORDS

MISC. RECORDS

Most Games Played	39 (1980-81/31-8)
Most Wins	31 (1980-81)
Most Wins (D1 member)	29 (2006-07)
Fewest Wins	4 (1993-94)
Most Losses	23 (1993-94)
Fewest Losses	5 (2006-07)
Best Winning Percentage	.818 (29-5/2006-07)
Worst Winning Percentage	.148 (4-23/1993-94)
Most Home Wins	16 (2004-05)
Most Home Wins In Winthrop Coliseum	16 (2004-05)
Most Home Losses	11 (1991-92)
Most Home Losses In Winthrop Coliseum	11 (1991-92)
Most Road Wins	12 (1978-89/2006-07/2016-17)
Most Road Losses	13 (1993-94)
Longest Winning Streak	21 (2019-20 to 2020-21)
Longest Winning Streak (single-season)	19 (2006-07)
Longest Losing Streak	13 (1986-87)
Most Big South Wins	15 ('04-05/'16-17/'19-20)
Most Big South Losses	15 (1993-94)
Longest Winning Streak (Big South)	16 (2006-07/single-season)
Longest Winning Streak (Big South)	22 (2004-05 to 2005-06)
Longest Losing Streak (Big South)	10 (1993-94/single-season)
Longest Losing Streak (Big South)	14 (1993-94 to 1994-95)

SINGLE-GAME RECORDS (Team)

Most Points Scored	134, vs. Pfeiffer (11-13-18)
Largest Margin of Victory	97 vs. Johnson & Wales (12-7-96)
Largest Margin of Victory (D1 opponent)	44 vs. VMI (84-41/1-23-08)
Largest Margin of Defeat	57 vs. Seton Hall (106-49/12-29-90)
Largest Margin of Defeat (D1 member)	57 vs. Seton Hall (106-49/12-29-90)
Fewest Points Allowed	22 vs. Lander (11-16-81)
Most Points First Half	73 vs. Pfeiffer (11-13-18)
Most Point Second Half	71 vs. Morris (11-29-85)
Fewest Points Scored	23 vs. Col. of Charleston (2-26-93)
Fewest Points First Half	6 vs. Col. of Charleston (2-26-93)
Fewest Points Second Half	11 vs. Washington St. (3-20-08)
Fewest Points Against In A Half	8 vs. Col. of Charleston (2-26-93)
Most Field Goals Made	57 vs. Morris (11-29-85)
Most Field Goals Attempted	101 vs. Piedmont (11-24-78)
Best Field Goal Accuracy	.706 vs. USC-Aiken (36-51/1-17-82)
Most 3pt Field Goals Made	24 vs. Hiwassee (12-16-18)
Most 3pt Field Goals Attempted	55 vs. Hiwassee (12-16-18)
Best 3pt Field Goal Accuracy	.714 vs. Barton (10-14/12-2-04)
D1 Opponent	.643 vs. High Point (9-14/12-5-09)
Most Free Throws Made	39 vs. St. Francis (11-27-89)
Most Free Throws Attempted	50 vs. Campbell (12-30-20)
Best Free Throw Accuracy	1.000 vs. Liberty (21-21/3-5-14)
Most Rebounds	1.000 vs. Lander (13-13/2-20-85)
Most Assists	70 vs. Presbyterian College (2-11-80)
Most Steals	37 vs. Newberry (2-17-90)
Most Blocked Shots	21 vs. Wofford College (1-31-80)
Most Personal Fouls	vs. Morris (11-29-85)
Most Blocked Shots	16 vs. Voorhees (2-16-81)
Most Personal Fouls	37 vs. Georgia State (12-30-95)

SEASON RECORDS

Most Points	2,866 (1980-81)
Best Scoring Average	83.6 (1992-93/30 games)
Most Field Goals Made	1,161 (1978-79)
Most Field Attempts	2,415 (1978-79)
Best Field Goal Accuracy	.530 (1985-86)
Most 3pt Field Goals	372 (2018-19/30 games))
Best 3pt Field Goals Per Game Avg.	12.40 (2018-19/30 games)
Most 3pt Field Goals Attempted	997 (2018-19)
Best 3pt Field Goal Accuracy	.431 (1987-88)
Most Free Throws Made	646 (1980-81)
Most Free Throws Attempted	931 (1980-81)
Best Free Throw Accuracy	.749 (2015-16)
Most Rebounds	1,613 (1978-79)
Most Assists	818 (1978-79)
Most Steals	479 (1979-80)
Most Blocked Shots	174 (2016-17)
Most Personal Fouls	751 (1978-79)

SINGLE-GAME RECORDS (Individual)

Most Points Scored	45-Melvin Branham vs. Charleston Sou. (1-10-94)
Most Field Goals Made	20-Fred McKinnon vs. Morris (11-25-85)
Most Field Goals Attempted	31-Fred McKinnon vs. Morris (11-25-85)
Best Field Goal Accuracy	1.000-Brian Pope (10-10) vs. Morris (1-6-84)
	Eddie Gay (10-10) vs. Coppin St. (11-23-91)
	Allen Washington (10-10) vs. Pfeiffer (2-5-86)
Most 3pt Field Goals Made	12-David McMahan vs. Coastal Carolina (1-15-96)
	Michael Jenkins vs. North Greenville (11-10-06)
Most 3pt Field Goals Attempted	21-LaShawn Coulter
Most Free Throws Made	18-Mark Hailey vs. Averett (11-26-91)
	James Shuler vs. High Point (2-23-06)
Most Free Throws Attempted	20-Mark Hailey vs. Averett (11-26-91)
Best Free Throw Accuracy	1.000-James Shuler (18-18) vs. High Point (2-23-06)
Most Rebounds	23-Allen Washington vs. Piedmont (11-30-85)
Most Assists	17-Rick Riese vs. Limestone (2-12-81)
Most Blocked Shots	7-Rick Riese vs. Limestone (2-12-81)
	Billy Houston vs. UNC Asheville (1-11-06)
Most Steals	13-Rick Riese vs. Limestone (2-12-81)

SINGLE-SEASON RECORDS (Individual)

Most Points Scored	875-Charles Brunson (1980-81)
Best Scoring Average	22.4-Charles Brunson (1980-81)
Most Field Goals Made	354-Charles Brunson (1980-81)
Most Field Goals Attempted	584-Ronnie Creamer (1978-79)
Best Field Goal Accuracy	.657-Charles Brunson (113-172/1979-80)
Most 3pt Field Goals Made	102-Keon Johnson (2016-17)
Most 3pt Field Goal Attempts	255-Keon Johnson (2016-17)
Best 3pt Field Goal Accuracy	.460-Charles Falden (40-87/2018-19)
Most Free Throws Made	171-Keon Johnson (2016-17)
Most Free Throws Attempted	235-Charles Brunson (1980-81)
Best Free Throw Accuracy	.867-Mike Gaither (98-113/1981-82)
Most Rebounds	453-Charles Brunson (1980-81)
Most Assists	317-Rick Riese (1980-81)
Most Blocked Shots	72-Duby Okeke (2015-16)
Most Steals	208-Rick Riese (1979-80)
Most Minutes Played	1,374-Charles Brunson (1980-81)
Most Personal Fouls	139-Ronnie Creamer (1978-79)
Most Times Disqualified	14-Donnie Creamer (1978-79)
	Melvin Branham (1993-94)

WINTHROP ALL-TIME D1 TRIPLE-DOUBLES

Chandler Vaudrin	Mar. 1, 2021 vs. (8) High Point (10 points, 12 rebounds, 10 assists)
Chandler Vaudrin	Dec. 30, 2020 vs. Campbell (10 points, 13 rebounds, 10 assists)
Chandler Vaudrin	Dec. 13, 2020 at USC Upstate (13 points, 11 rebounds, 14 assists)
Chandler Vaudrin	Jan. 2, 2020 vs. Longwood (10 points, 12 rebounds, 11 assists)
Xavier Cooks	Dec. 2, 2017 vs. Reinhardt (11 points, 15 rebounds, 11 assists)

20-WIN SEASONS

SEASON (NCAA D1)	SEASON ENDED WITH...	FINAL RECORD
29--2006-07	(NCAA Tourney - W, 74-64, (6) Notre Dame)	29-5
	(NCAA 2nd Rnd - L, 75-61, (3) Oregon)	
27--2004-05	(NCAA Tourney - L, 74-64, (3) Gonzaga)	27-6
26--2016-17	(NCAA Tourney - L, 76-64, (3) Butler)	26-7
24--2019-20	(Big South Champions - NCAA Tourney canceled (COVID19)	24-10
23--2020-21	(NCAA Tourney - L, 73-63, (5) Villanova)	23-2
23--2021-22	(Big South Tournament Final - L, 79-58)	23-9
23--2015-16	(Big South Tournament Final - L, 77-68)	23-9
23--2005-06	(NCAA Tourney - L, 63-61, (2) Tennessee)	23-8
22--2007-08	(NCAA Tourney - L, 71-40, (4) Washington State)	22-12
21--1999-00	(NCAA Tourney - L, 74-50, (3) Oklahoma)	21-9
21--1998-99	(NCAA Tourney - L, 80-41, (1) Auburn)	21-8
20--2013-14	(Big South Tournament Final - L, 76-61)	20-13
20--2002-03	(Big South Tournament Semi-Finals - L, 81-80 OT, UNCA)	20-10
20--1985-86	(Big South Tournament Semi-Finals - L, 87-79)	20-9

WINTHROP SERIES HISTORY VS. CAMPBELL

DATE	Home/Away/Neutral	Won/Lost	Series Record	BSC Record
Jan. 12, 1985	Neutral (Cumberland Co. Civic Center)	Lost, 44-41	0-1	
Jan. 26, 1985	Home	Won, 70-68	1-1	
Feb. 10, 1986	Neutral (Cumberland Co. Civic Center)	Won, 69-58	2-1	1-0
Jan. 5, 1987	Neutral (Cumberland Co. Civic Center)	Lost, 61-58	2-2	1-1
Jan. 24, 1987	Home	Lost, 79-63	2-3	1-2
Jan. 4, 1988	Neutral (Cumberland Co. Civic Center)	Won, 68-55	3-3	2-2
Jan. 23, 1988	Home	Won, 67-60	4-3	3-2
Jan. 21, 1989	Neutral (Cumberland Co. Civic Center)	Lost, 59-58 (OT)	4-4	3-3
Feb. 11, 1989	Home	Lost, 69-62	4-5	3-4
Mar. 3, 1989	Neutral (BSCT Semis)	Lost, 78-55	4-6	
Jan. 18, 1990	Home	Won, 94-83	5-6	4-4
Feb. 10, 1990	Neutral (Cumberland Co. Civic Center)	Lost, 88-81	5-7	4-6
Jan. 19, 1991	Home	Won, 78-69	6-7	5-6
Feb. 9, 1991	Neutral (Cumberland Co. Civic Center)	Won, 71-58	7-7	6-6
Jan. 11, 1992	Home	Lost, 69-59	7-8	6-7
Jan. 22, 1992	Neutral (Cumberland Co. Civic Center)	Won, 58-57	8-8	7-7
Feb. 15, 1993	Away	Lost, 92-84	8-9	7-8
Feb. 22, 1993	Home	Lost, 96-95	8-10	7-9
Jan. 15, 1994	Home	Lost, 94-73	8-11	7-10
Feb. 12, 1994	Away	Lost, 70-53	8-12	7-11
Mar. 4, 1994	Neutral (1st Rnd BSCT)	Lost, 79-71	8-13	
Dec. 18, 1997	Away	Lost, 74-58	8-14	
Dec. 5, 1998	Home	Won, 64-58	9-14	
Dec. 16, 1999	Away	Lost, 62-58	9-15	
Nov. 21, 2000	Home	Won, 70-39	10-15	
Jan. 17, 2012	Home	Lost, 54-51	10-16	7-12
Feb. 9, 2012	Away	Lost, 67-58	10-17	7-13
Mar. 29, 2012	Neutral (1st Rnd BSCT)	Won, 75-55	11-17	
Jan. 19, 2013	Away (ESPN3)	Lost, 63-59	11-18	7-14
Feb. 8, 2014	Home	Won, 88-62	12-18	8-14
Jan. 24, 2015	Home	Won, 71-63	13-18	9-14
Feb. 26, 2015	Away	Lost, 65-50	13-19	9-15
Dec. 31, 2015	Home	Lost, 90-83	13-20	9-16
Feb. 27, 2016	Away	Won, 87-71	14-20	10-16
Jan. 14, 2017	Away	Won, 72-63	15-20	11-16
Feb. 4, 2017	Home	Won, 76-62	16-20	12-16
Mar. 5, 2017	Home (BSC Title Game)	Won, 76-59	17-20	
Jan. 6, 2018	Away	Lost, 88-77	17-21	12-17
Jan. 27, 2018	Home	Won, 75-64	18-21	13-17
Jan. 10, 2019	Away	Won, 90-86	19-21	14-17
Jan. 4, 2020	Away	Won, 87-72	20-21	15-17
Feb. 6, 2020	Home	Won, 62-53	21-21	16-17
Dec. 30, 2020	Home	Won, 84-83	22-21	17-17
Dec. 31, 2020	Home	Won, 94-76	23-21	18-17
Mar. 7, 2021	Home (BSC Title Game)	Won, 80-53	24-21	
Jan. 10, 2022	Home	Won, 74-72	25-21	19-17
Jan. 14, 2023	Away	Won, 78-74	26-21	20-17

Games played at Cumberland Co. Civic Center (Fayetteville, NC) until 1993

2020-21 season was played during the COVID-19 pandemic and league schedule had games on back-to-back days

Home Record: 16-7

Away Record: 5-8

Neutral Record: 5-6

Overtime: 0-1

RECORD WHEN WINTHROP SCORES...

90-plus: 3-1

80-89: 5-3

70-79: 12-3

60-69: 5-2

50-59: 1-11

40-49: 0-1

vs. Campbell by Month...

November: 1-0

December: 3-3

January: 13-9

February: 6-7

March: 3-2

Games Decided By...

1-point: 2-2

2-points: 2-0

1-5: 6-7

6-10: 6-7

11-19: 10-5

20-plus: 4-2

Last Meeting (1/14/23) - Gore Arena)

Official Basketball Box Score -- Game Totals -- Final Statistics

WINTHROP vs Campbell

01/14/23 2:00 pm at Buies Creek, NC

WINTHROP 78 • 8-11,3-3 Big Sou

#	Player		Total		3-Ptr	Rebounds			PF	TP	A	TO	Blk	Stl	Min
			FG-FGA	FG-FGA	FT-FTA	Off	Def	Tot							
04	TALFORD, Kelton	f	4-5	0-0	4-7	2	5	7	4	12	2	3	0	1	28
12	HIGHTOWER, Cory	f	1-5	1-4	0-0	0	5	5	3	3	2	5	1	1	37
33	CLAXTON, Chase	f	2-3	0-1	2-3	2	3	5	4	6	2	2	2	1	35
00	MCMAHON, Sin'Cere	g	6-11	4-8	7-7	0	0	0	2	23	3	3	0	0	34
11	HARRISON, Kasen	g	6-9	2-4	0-0	0	1	1	2	14	4	0	0	1	35
01	LANE, Toneari		5-8	4-7	2-2	0	1	1	2	16	0	0	0	0	26
02	MCKELVY, Xavier		1-1	0-0	2-2	0	1	1	0	4	0	1	0	1	5
Team						0	0	0							
Totals			25-42	11-24	17-21	4	16	20	17	78	13	14	3	5	200

FG % 1st Half: 11-20 55.0% 2nd half: 14-22 63.6% Game: 25-42 59.5%
 3FG % 1st Half: 4-10 40.0% 2nd half: 7-14 50.0% Game: 11-24 45.8%
 FT % 1st Half: 7-8 87.5% 2nd half: 10-13 76.9% Game: 17-21 81.0%

Deadball
Rebounds
2

Campbell 74 • 7-11,2-4 Big Sou

#	Player		Total		3-Ptr	Rebounds			PF	TP	A	TO	Blk	Stl	Min
			FG-FGA	FG-FGA	FT-FTA	Off	Def	Tot							
23	Joshua Lusane	f	3-6	1-2	0-0	2	1	3	3	7	1	2	1	0	16
00	Gediminas Mokseckas	g	3-5	0-2	1-4	0	2	2	1	7	2	5	0	3	29
01	Ricky Clemons	g	4-9	1-2	9-11	2	0	2	2	18	2	2	0	0	36
13	Jasin Sinani	g	3-5	1-2	0-0	0	3	3	3	7	1	3	0	1	33
30	Anthony Dell'Orso	g	2-6	1-4	2-2	0	4	4	3	7	2	0	0	0	21
02	Devon Dunn		3-7	1-5	0-0	1	0	1	1	7	0	0	0	0	17
10	Mason Grant		0-0	0-0	0-0	0	1	1	1	0	0	0	0	0	10
20	Juan Reyna		3-8	2-5	0-0	0	0	0	3	8	1	1	0	1	19
22	Laurynas Vaistaras		6-6	0-0	1-1	3	4	7	2	13	3	1	0	0	19
Team						3	0	3							
Totals			27-52	7-22	13-18	11	15	26	19	74	12	14	1	5	200

FG % 1st Half: 15-26 57.7% 2nd half: 12-26 46.2% Game: 27-52 51.9%
 3FG % 1st Half: 6-11 54.5% 2nd half: 1-11 9.1% Game: 7-22 31.8%
 FT % 1st Half: 2-6 33.3% 2nd half: 11-12 91.7% Game: 13-18 72.2%

Deadball
Rebounds
3

Officials: Devyn Page,Ryan Christian,Sean Lineberger

Technical fouls: WINTHROP-None. Campbell-None.

Attendance: 1638

2022-23 Men's Basketball. Round: 0. Campbell vs Winthrop. Played at Gilbert Cr

Score by periods	1st	2nd	Total
WINTHROP	33	45	78
Campbell	38	36	74

	In	Off	2nd	Fast	
Points	Paint	T/O	Chance	Break	Bench
WINTHR	28	16	3	5	20
CAMPBE	36	11	14	2	28

Last FG - WINTHROP 2nd-01:05, CAMPBELL 2nd-00:25.

Largest lead - WINTHROP by 6 2nd-07:59, CAMPBELL by 11 1st-08:16.

WINTHROP led for 12:33. CAMPBELL led for 24:16. Game was tied for 03:11.

Score tied - 6 times.

Lead changed - 5 times.

2022-23 COMBINED STATS

2022-23 Winthrop MBB Statistics WINTHROP Combined Team Statistics (as of Feb 18, 2023) All games

RECORD:	OVERALL	HOME	AWAY	NEUTRAL
ALL GAMES	13-16	8-4	4-11	1-1
CONFERENCE	8-8	4-3	4-5	0-0
NON-CONFERENCE	5-8	4-1	0-6	1-1

#	Player	gp-gs	min	avg	Total		3-Point		F-Throw		Rebounds				pf	dq	a	to	blk	stl	pts	avg
					fg-fga	fg%	3fg-fga	3fg%	ft-fa	ft%	off	def	tot	avg								
04	TALFORD, Kelton	27-25	845	31.3	165-243	.679	0-1	.000	103-154	.669	76	137	213	7.9	67	2	18	58	15	10	433	16.0
12	HIGHTOWER, Cory	27-26	864	32.0	123-288	.427	60-163	.368	59-85	.694	27	129	156	5.8	67	2	68	81	10	23	365	13.5
00	MCMAHON, Sin'Cere	29-25	857	29.6	111-285	.389	68-177	.384	98-110	.891	3	52	55	1.9	67	2	68	80	0	18	388	13.4
11	HARRISON, Kasen	26-23	819	31.5	92-200	.460	20-52	.385	72-95	.758	5	57	62	2.4	62	3	99	68	4	32	276	10.6
01	LANE, Toneari	29-9	725	25.0	104-240	.433	69-173	.399	28-35	.800	15	56	71	2.4	40	0	16	15	9	10	305	10.5
21	WILSON, Isaiah	7-6	159	22.7	9-24	.375	5-10	.500	16-24	.667	0	12	12	1.7	23	2	15	20	2	7	39	5.6
33	CLAXTON, Chase	26-26	786	30.2	41-84	.488	12-38	.316	36-54	.667	39	75	114	4.4	63	3	29	29	33	32	130	5.0
05	FLEMING JR., Howard	10-4	214	21.4	14-50	.280	9-33	.273	11-16	.688	4	31	35	3.5	32	3	14	19	1	8	48	4.8
02	MCKELVY, Xavier	22-0	206	9.4	27-56	.482	8-26	.308	13-14	.929	11	22	33	1.5	16	0	3	10	1	7	75	3.4
10	WHITESIDE, Cameron	19-0	138	7.3	9-15	.600	4-8	.500	6-6	1.000	7	11	18	0.9	16	0	7	6	1	2	28	1.5
13	HOWARD, Clay	3-0	11	3.7	1-3	.333	1-3	.333	0-0	.000	0	1	1	0.3	2	0	0	1	0	1	3	1.0
23	MOORE, Michael	24-1	176	7.3	10-18	.556	0-0	.000	2-5	.400	10	36	46	1.9	27	0	3	12	13	3	22	0.9
Team											40	46	86				20					
Total.....		29	5800		706-1506	.469	256-684	.374	444-598	.742	237	665	902	31.1	482	17	340	419	89	153	2112	72.8
Opponents.....		29	5801		797-1711	.466	228-652	.350	311-491	.633	336	645	981	33.8	577	18	419	361	112	222	2133	73.6

TEAM STATISTICS	WINTHROP	OPP	Date	Opponent	Score	Att.
SCORING	2112	2133	11/07/22	at Penn St.	L 68-93	6572
Points per game	72.8	73.6	11-9-22	PIEDMONT	w 78-56	875
Scoring margin	-0.7	-	11-12-22	MIDDLE TENNESSEE	w 76-68	1642
FIELD GOALS-ATT	706-1506	797-1711	11/15/22	at Auburn	L 65-89	9121
Field goal pct	.469	.466	11/19/22	at Mercer	L 68-77	964
3 POINT FG-ATT	256-684	228-652	11/22/22	vs Southern Miss.	L 52-77	107
3-point FG pct	.374	.350	11/23/22	vs Eastern Mich.	w 101-87	107
3-pt FG made per game	8.8	7.9	11-29-22	TOCCOA FALLS	w 99-52	544
FREE THROWS-ATT	444-598	311-491	12-3-22	COASTAL CAROLINA	L 81-86	1218
Free throw pct	.742	.633	12-6-22	S.C. STATE	w 81-67	818
F-Throws made per game	15.3	10.7	12/10/22	at Furman	L 67-82	2017
REBOUNDS	902	981	12/17/22	at LSU	L 81-89	9067
Rebounds per game	31.1	33.8	12/21/22	at Duquesne	L 57-74	1721
Rebounding margin	-2.7	-	* 12/29/22	at USC Upstate	L 62-70	357
ASSISTS	340	419	* 12-31-22	UNC ASHEVILLE	w 62-60	1134
Assists per game	11.7	14.4	* 1-4-23	PRESBYTERIAN	w 82-72	1066
TURNOVERS	419	361	* 01/07/23	at Longwood	L 71-85	1323
Turnovers per game	14.4	12.4	* 1-11-23	RADFORD	L 52-66	1014
Turnover margin	-2.0	-	* 01/14/23	at Campbell	w 78-74	1638
Assist/turnover ratio	0.8	1.2	* 01/18/23	at High Point	L 66-71	2912
STEALS	153	222	* 1-21-23	GARDNER-WEBB	L 61-63	1290
Steals per game	5.3	7.7	* 1-25-23	CHARLESTON SOUTHERN	w 76-64	1118
BLOCKS	89	112	* 01/28/23	at Presbyterian	w 76-58	431
Blocks per game	3.1	3.9	* 2-1-23	LONGWOOD	w 76-74	968
ATTENDANCE	13087	41128	* 02/04/23	at Radford	L 66-69	1421
Home games-Avg/Game	12-1091	15-2728	* 02/08/23	at UNC Asheville	L 79-86	2016
Neutral site-Avg/Game	-	2-107	* 2-11-23	USC UPSTATE	L 70-79	1400
			* 02/15/23	at Gardner-Webb	w 86-78	552
			* 02/18/23	at Charleston Southern	w 75-67	802
Score by Periods	1st	2nd	Totals			
WINTHROP	1034	1078	2112			
Opponents	1041	1092	2133			
* = Conference game						

* = Conference game

2022-23 TEAM GAME-BY-GAME

2022-23 Winthrop MBB Statistics WINTHROP Team Game-by-Game (as of Feb 18, 2023) All games

TEAM STATISTICS

Opponent	Date	Score		Total		3-Pointers		Free throws		Rebounds				pf	a	t/o	blk	stl	pts	avg
				fg-fga	pct	3fg-fga	pct	ft-fita	pct	off	def	tot	avg							
at Penn St.	11/07/22	68-93	L	22-49	.449	11-25	.440	13-14	.929	3	22	25	25.0	12	12	17	3	7	68	68.0
PIEDMONT	11-9-22	78-56	W	27-58	.466	11-34	.324	13-24	.542	12	32	44	34.5	15	18	16	3	9	78	73.0
MIDDLE TENNESSEE	11-12-22	76-68	W	21-46	.457	7-17	.412	27-31	.871	2	32	34	34.3	22	9	18	3	9	76	74.0
at Auburn	11/15/22	65-89	L	22-61	.361	6-21	.286	15-23	.652	16	17	33	34.0	13	9	11	3	5	65	71.8
at Mercer	11/19/22	68-77	L	23-54	.426	9-15	.600	13-18	.722	8	23	31	33.4	15	12	11	0	5	68	71.0
vs Southern Miss.	11/22/22	52-77	L	13-38	.342	5-19	.263	21-27	.778	7	23	30	32.8	19	4	22	1	3	52	67.8
vs Eastern Mich.	11/23/22	101-87	W	34-52	.654	12-22	.545	21-30	.700	5	24	29	32.3	19	19	16	7	5	101	72.6
TOCCOA FALLS	11-29-22	99-52	W	40-69	.580	9-29	.310	10-14	.714	12	37	49	34.4	10	12	14	7	11	99	75.9
COASTAL CAROLINA	12-3-22	81-86	L	26-60	.433	13-36	.361	16-20	.800	13	20	33	34.2	23	11	15	3	5	81	76.4
S.C. STATE	12-6-22	81-67	W	29-49	.592	8-21	.381	15-22	.682	8	31	39	34.7	14	14	19	7	6	81	76.9
at Furman	12/10/22	67-82	L	24-49	.490	5-21	.238	14-16	.875	4	19	23	33.6	14	12	15	3	3	67	76.0
at LSU	12/17/22	81-89	L	31-60	.517	11-26	.423	8-12	.667	8	20	28	33.2	15	13	12	4	5	81	76.4
at Duquesne	12/21/22	57-74	L	21-56	.375	5-23	.217	10-11	.909	11	22	33	33.2	16	12	14	5	2	57	74.9
at USC Upstate	12/29/22	62-70	L	17-56	.304	4-21	.190	24-31	.774	14	17	31	33.0	26	6	15	4	7	62	74.0
UNC ASHEVILLE	12-31-22	62-60	W	25-57	.439	7-24	.292	5-10	.500	12	26	38	33.3	15	10	10	2	3	62	73.2
PRESBYTERIAN	1-4-23	82-72	W	30-51	.588	12-24	.500	10-13	.769	7	19	26	32.9	17	15	10	1	8	82	73.8
at Longwood	01/07/23	71-85	L	23-47	.489	11-28	.393	14-21	.667	8	13	21	32.2	17	17	21	7	10	71	73.6
RADFORD	1-11-23	52-66	L	17-46	.370	7-26	.269	11-19	.579	10	18	28	31.9	14	10	13	1	3	52	72.4
at Campbell	01/14/23	78-74	W	25-42	.595	11-24	.458	17-21	.810	4	16	20	31.3	17	13	14	3	5	78	72.7
at High Point	01/18/23	66-71	L	21-59	.356	9-31	.290	15-19	.789	7	19	26	31.1	17	14	14	1	10	66	72.3
GARDNER-WEBB	1-21-23	61-63	L	16-43	.372	5-17	.294	24-30	.800	10	31	41	31.5	21	7	16	2	3	61	71.8
CHARLESTON SOUTHER	1-25-23	76-64	W	27-54	.500	13-28	.464	9-13	.692	10	16	26	31.3	16	19	8	3	4	76	72.0
at Presbyterian	01/28/23	76-58	W	26-45	.578	10-18	.556	14-20	.700	6	20	26	31.0	19	12	16	4	6	76	72.2
LONGWOOD	2-1-23	76-74	W	23-46	.500	12-22	.545	18-20	.900	6	24	30	31.0	16	13	15	3	3	76	72.3
at Radford	02/04/23	66-69	L	22-50	.440	8-22	.364	14-21	.667	8	27	35	31.2	14	10	13	1	5	66	72.1
at UNC Asheville	02/08/23	79-86	L	25-54	.463	7-22	.318	22-31	.710	4	28	32	31.2	24	7	16	5	4	79	72.3
USC UPSTATE	2-11-23	70-79	L	20-57	.351	5-22	.227	25-30	.833	12	25	37	31.4	19	9	12	1	3	70	72.3
at Gardner-Webb	02/15/23	86-78	W	30-46	.652	12-20	.600	14-20	.700	2	20	22	31.1	12	9	16	1	2	86	72.8
at Charleston Southern	02/18/23	75-67	W	26-52	.500	11-26	.423	12-17	.706	8	24	32	31.1	11	12	10	1	2	75	72.8
WINTHROP		2112		706-1506	.469	256-684	.374	444-598	.742	237	665	902	31.1	482	340	419	89	153	2112	72.8
Opponents		2133		797-1711	.466	228-652	.350	311-491	.633	336	645	981	33.8	577	419	361	112	222	2133	73.6

Games played: 29
Points/game: 72.8
FG Pct: 46.9
3FG Pct: 37.4
FT Pct: 74.2

Rebounds/game: 31.1
Assists/game: 11.7
Turnovers/game: 14.4
Assist/turnover ratio: 0.8
Steals/game: 5.3
Blocks/game: 3.1

2022-23 BIG SOUTH ONLY STATS

2022-23 Winthrop MBB Statistics WINTHROP Combined Team Statistics (as of Feb 18, 2023) Conference games only

RECORD:	OVERALL	HOME	AWAY	NEUTRAL
ALL GAMES	8-8	4-3	4-5	0-0
CONFERENCE	8-8	4-3	4-5	0-0
NON-CONFERENCE	0-0	0-0	0-0	0-0

#	Player	gp-gs	min	avg	Total		3-Point		F-Throw		Rebounds				pf	dq	a	to	blk	stl	pts	avg
					fg-fga	fg%	3fg-fga	3fg%	ft-fa	ft%	off	def	tot	avg								
04	TALFORD, Kelton	15-14	488	32.5	82-131	.626	0-0	.000	54-87	.621	40	77	117	7.8	36	1	11	34	7	7	218	14.5
12	HIGHTOWER, Cory	15-15	497	33.1	70-159	.440	34-88	.386	25-39	.641	16	79	95	6.3	41	1	32	41	7	16	199	13.3
00	MCMAHON, Sin'Cere	16-12	473	29.6	56-162	.346	36-98	.367	57-63	.905	2	25	27	1.7	42	2	33	42	0	8	205	12.8
11	HARRISON, Kasen	16-16	513	32.1	59-113	.522	17-34	.500	50-66	.758	2	32	34	2.1	46	2	68	44	2	18	185	11.6
01	LANE, Toneari	16-3	405	25.3	57-131	.435	34-93	.366	20-25	.800	7	26	33	2.1	23	0	12	6	2	7	168	10.5
05	FLEMING JR., Howard	5-4	101	20.2	9-26	.346	8-20	.400	6-8	.750	4	19	23	4.6	19	2	5	8	0	3	32	6.4
33	CLAXTON, Chase	16-16	495	30.9	24-52	.462	8-29	.276	22-31	.710	22	46	68	4.3	36	1	18	20	16	17	78	4.9
02	MCKELVY, Xavier	11-0	90	8.2	8-18	.444	4-9	.444	6-7	.857	3	8	11	1.0	11	0	1	7	0	1	26	2.4
10	WHITESIDE, Cameron	10-0	75	7.5	5-6	.833	3-4	.750	6-6	1.000	2	3	5	0.5	10	0	3	3	1	1	19	1.9
23	MOORE, Michael	13-0	63	4.8	3-7	.429	0-0	.000	2-4	.500	5	8	13	1.0	11	0	0	3	5	0	8	0.6
13	HOWARD, Clay	1-0	0	0.0	0-0	.000	0-0	.000	0-0	.000	0	0	0	0.0	0	0	0	0	0	0	0	0.0
Team											25	20	45					11				
Total.....		16	3200		373-805	.463	144-375	.384	248-336	.738	128	343	471	29.4	275	9	183	219	40	78	1138	71.1
Opponents.....		16	3200		420-876	.479	115-316	.364	181-292	.620	164	351	515	32.2	329	12	213	201	56	112	1136	71.0

TEAM STATISTICS	WINTHROP	OPP	Date	Opponent	Score	Att.
SCORING	1138	1136	* 12/29/22	at USC Upstate	L 62-70	357
Points per game	71.1	71.0	* 12-31-22	UNC ASHEVILLE	W 62-60	1134
Scoring margin	+0.1	-	* 1-4-23	PRESBYTERIAN	W 82-72	1066
FIELD GOALS-ATT	373-805	420-876	* 01/07/23	at Longwood	L 71-85	1323
Field goal pct	.463	.479	* 1-11-23	RADFORD	L 52-66	1014
3 POINT FG-ATT	144-375	115-316	* 01/14/23	at Campbell	W 78-74	1638
3-point FG pct	.384	.364	* 01/18/23	at High Point	L 66-71	2912
3-pt FG made per game	9.0	7.2	* 1-21-23	GARDNER-WEBB	L 61-63	1290
FREE THROWS-ATT	248-336	181-292	* 1-25-23	CHARLESTON SOUTHERN	W 76-64	1118
Free throw pct	.738	.620	* 01/28/23	at Presbyterian	W 76-58	431
F-Throws made per game	15.5	11.3	* 2-1-23	LONGWOOD	W 76-74	968
REBOUNDS	471	515	* 02/04/23	at Radford	L 66-69	1421
Rebounds per game	29.4	32.2	* 02/08/23	at UNC Asheville	L 79-86	2016
Rebounding margin	-2.7	-	* 2-11-23	USC UPSTATE	L 70-79	1400
ASSISTS	183	213	* 02/15/23	at Gardner-Webb	W 86-78	552
Assists per game	11.4	13.3	* 02/18/23	at Charleston Southern	W 75-67	802
TURNOVERS	219	201	* = Conference game			
Turnovers per game	13.7	12.6				
Turnover margin	-1.1	-				
Assist/turnover ratio	0.8	1.1				
STEALS	78	112				
Steals per game	4.9	7.0				
BLOCKS	40	56				
Blocks per game	2.5	3.5				
ATTENDANCE	7990	11452				
Home games-Avg/Game	7-1141	9-1272				
Neutral site-Avg/Game	-	0-0				

Score by Periods 1st 2nd Totals

WINTHROP BASKETBALL

↳ TRADITION RICH PROGRAM ↵


~NCAA D1 Member since 1985~

- 13 Big South Conference Championships (most in conference history)
- 11 NCAA Tournament Appearances (most in conference history and all in the last 22 years)
- Most 20-win seasons in Big South history (14)
- Eight seasons with 23 or more wins and a Big South record 29 wins in 2006-07
- Most wins all-time by Big South member (634) and most league wins all-time (336)
- Only Big South member to earn an 11, 12, 13 and 14 seed in NCAA Tournament
- First Big South member to win an NCAA Tournament game (defeated 6th seeded Notre Dame 74-64 in 2007)
- Big South record 55 conference tournament wins
- Big South record 18 conference championship game appearances
- 23 winning seasons out of 36 NCAA D1 seasons
- Notable Non-Conference Wins (ACC-Clemson (2), Georgia Tech, Miami, Wake Forest/Big East- Providence, Marquette, Notre Dame/Big 10-Illinois/Big 12-Missouri/PAC 12-Washington/SEC-Georgia, Mississippi State, Auburn/Mid-Majors-ODU, Missouri State, Saint Mary's (Ca.)/Independent-Miami)
- Three AP All-America selections (Greg Lewis, Keon Johnson, Xavier Cooks)
- 50 All-League selections, 38 All-Tournament Team selections
- Eagles have two of the Top 5 winningest coaches in the history of the league as Gregg Marshall has 194 (2nd) and Pat Kelsey currently has 186 (4th)
- Both are also in the Top 4 for conference wins all-time as Kelsey has 110 (2nd) and Marshall is 4th with 104



WINTHROP

B A S K E T B A L L



Guard / 6-1 / 167 / Jr.
Indianapolis, Ind.
(Western Carolina)

EXTRA DRIBBLE

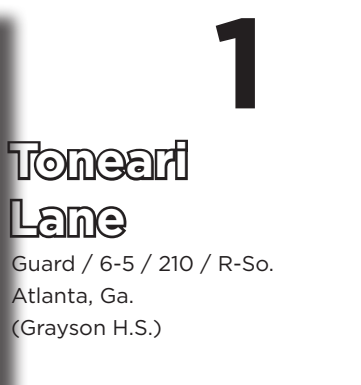
- ## CAREER STATS

				Field Goals		3-Point		F-Throws		Rebounds									Scoring	
SEASON	TEAM	GP-GS	MIN/AVG	FG-FGA	FG%	3FG-3FGA	3FG%	FT-FTA	FT%	OFF	DEF	TOT	AVG	PF-FO	A	TO	BLK	STL	PTS	AVG
2020-21	WCU	20-7	376/18.8	39-97	.402	22-53	.415	20-27	.741	4	31	35	1.8	29-0	29	23	0	9	120	6.0
2021-22	Win	31-8	445/14.4	46-124	.371	34-90	.378	34-43	.791	3	28	31	1.0	32-0	35	37	0	22	160	5.2
2022-23	Win	29-25	858/29.6	111-285	.389	68-177	.384	98-110	.891	3	52	55	1.9	67-2	68	80	0	18	388	13.4
TOTAL FOR Win		60-33	1303/21.0	157-409	.384	102-267	.382	132-153	.863	6	80	86	1.4	99-2	103	117	0	40	548	9.1
TOTAL		80-40	1679/21.0	196-506	.387	124-320	.388	152-180	.844	10	111	121	1.5	128-2	132	140	0	49	668	8.4

Points	35	at UNC Asheville (2/8/23)
Minutes	39	at UNC Asheville (2/8/23)
FGM	10	at UNC Asheville (2/8/23)
FGA	18	at UNC Asheville (2/8/23)
3PTFGM	6	Piedmont (11/30/20)
3PTFGA	10	Coastal Carolina (12/3/22)
FTM	11	at UNC Asheville (2/8/23)
FTA	13	at UNC Asheville (2/8/23)
Rebounds	6	N.C. A&T (2/3/22)
Assists	6	at LSU (12/17/22)
Blocks		
Steals	4	Presbyterian College (2/1/23)
Turnovers	7	vs. Southern Miss (11/22/22)

Points	35	at UNC Asheville (2/8/23)
Minutes	39	at UNC Asheville (2/8/23)
FGM	10	at UNC Asheville (2/8/23)
FGA	18	at UNC Asheville (2/8/23)
3PTFGM	5	at Longwood (1/29/22)
3PTFGA	10	at High Point (1/18/23)
FTM	11	at UNC Asheville (2/8/23)
FTA	13	at UNC Asheville (2/8/23)
Rebounds	6	N.C. A&T (2/3/22)
Assists	5	at Presbyterian College (1/28/23)
Blocks		
Steals	4	Presbyterian College (2/12/22)
Turnovers	4	two times

[illegible]



Guard / 6-5 / 210 / R-So.
Atlanta, Ga.
(Grayson H.S.)

- After averaging 6.5 ppg in the two games prior, he chipped in with 16 points off the bench in the win at Charleston Southern
- Had four threes at Charleston Southern, his 9th game with four or more
- Posted his 11th double-figure game off the bench with 15 in the loss at UNC Asheville
- Has 16 games in double-figures this season with nine of them coming away from the Winthrop Coliseum
- Is 4th in the Big South with 2.3 threes per game
- Has hit three or more triples in 15 games
- Scored a career-high 20 points in the win over Eastern Michigan
- Knocked down a career-high six triples against Eastern Michigan and has at least three triples in six games this season
- Came off the bench for 16 points on 6-of-10 shooting vs. Coastal Carolina
- Opened the season with a career-high 17 points off the bench and then bettered that with 18 points off the bench at #13 Auburn
- Sat out the entire 2021-22 season with an injury
- Played 12 games in 2020-21 before ending his season with an injury
- Scored over 1,000 career points at Grayson H.S.
- Earned 1st Team All-County and 1st Team All-Region honors (It was 3rd straight season being named 1st Team All-Region)
- Senior season he was named MVP of the Kevin Durant Classic
- In his senior season he helped Grayson get ranked as high as #2 in the country
- Averaged 20.1 ppg, 8.0 rebounds and 3.0 assists as a senior
- Led Grayson in scoring as a freshman and was named 2nd Team All-Region

				Field Goals		3-Point		F-Throws		Rebounds									Scoring	
SEASON	TEAM	GP-GS	MIN/AVG	FG-FGA	FG%	3FG-3FGA	3FG%	FT-FTA	FT%	OFF	DEF	TOT	AVG	PF-FO	A	TO	BLK	STL	PTS	AVG
2020-21	Win	12-0	53/4.4	10-28	.357	6-15	.400	0-0	.000	3	7	10	0.8	4-0	0	1	0	3	26	2.2
2022-23	Win	29-9	721/24.9	104-240	.433	69-173	.399	28-35	.800	15	56	71	2.4	40-0	16	15	9	10	305	10.5
TOTAL		41-9	774/18.9	114-268	.425	75-188	.399	28-35	.800	18	63	81	2.0	44-0	16	16	9	13	331	8.1

Points	20	vs. Eastern Michigan (11/23/22)
Minutes	38	at Mercer (11/19/22)
FGM	7	vs. Eastern Michigan (11/23/22)
FGA	13	at Auburn (11/15/22)
3PTFGM	6	vs. Eastern Michigan (11/23/22)
3PTFGA	10	at Longwood (1/7/23)
FTM	4	at Charleston Southern (2/18/23)
FTA	4	two times
Rebounds	7	vs. Southern Miss (11/22/22)
Assists	5	at Longwood (1/7/23)
Blocks	2	at Duquesne (12/21/22)
Steals	2	at USC Upstate (12/12/20)
Turnovers	3	vs. Southern Miss (11/22/22)

Points	17	two times
Minutes	33	USC Upstate (2/11/23)
FGM	6	three times
FGA	12	at Longwood (1/7/23)
3PTFGM	5	Charleston Southern (1/25/23)
3PTFGA	10	at Longwood (1/7/23)
FTM	4	at Charleston Southern (2/18/23)
FTA	4	at Charleston Southern (2/18/23)
Rebounds	4	four times
Assists	5	at Longwood (1/7/23)
Blocks	1	two times
Steals	2	at USC Upstate (12/12/20)
Turnovers	2	at UNC Asheville (2/8/23)



Guard / 6-5 / 220 / Sr.
Reggio Emilia, Italy
(Loreto H.S.)

- Has appeared in eight straight games and is 6-for-15 from the field and 4-for-9 from three in that span
- Just a couple of minutes after checking into the game against Charleston Southern (Jan. 25) he hit a three that put the Eagles up 16-15
- Had a three-point play later in the first half that brought the Eagles within one point at 25-24
- Played five minutes off the bench in the first half at Campbell after only seeing six minutes combined in the previous five games
- Hit two free throws and had a steal that led to his own layup on the other end to help get the Winthrop offense going at Campbell
- Had a solid game off the bench vs. S.C. State with five points and three rebounds
- Posted a career-high 15 points against Toccoa Falls as he was 7-of-8 from the floor
- His alley-oop dunk in the second half vs. Toccoa Falls made Sportscenter Top 10
- Set a new career-best in rebounds with seven against Toccoa Falls
- Has played double-digit minutes in four straight games and had a season-high 25 vs. Toccoa Falls
- Averaged 5.5 points, 2.0 rebounds off the bench at the Cancun Challenge
- Saw 12 minutes off the bench at Mercer and pulled down a career-high five rebounds
- Made collegiate debut against Piedmont, scoring 11 points in 14 minutes
- Against Piedmont he tied for a team-high with two steals
- Named the North Carolina 1A Player of the Year as a senior
- Led high school team to a state championship

				Field Goals		3-Point		F-Throws		Rebounds								Scoring		
SEASON	TEAM	GP-GS	MIN/AVG	FG-FGA	FG%	3FG-3FGA	3FG%	FT-FTA	FT%	OFF	DEF	TOT	AVG	PF-FO	A	TO	BLK	STL	PTS	AVG
2022-23	Win	22-0	207/9.4	27-56	.482	8-26	.308	13-14	.929	11	22	33	1.5	16-0	3	10	1	7	75	3.4
TOTAL		22-0	207/9.4	27-56	.482	8-26	.308	13-14	.929	11	22	33	1.5	16-0	3	10	1	7	75	3.4

[illegible]

Points	15	Toccoa Falls (11/29/22)
Minutes	25	Toccoa Falls (11/29/22)
FGM	7	Toccoa Falls (11/29/22)
FGA	8	two times
3PTFGM	2	Charleston Southern (1/25/23)
3PTFGA	5	Piedmont (11/9/22)
FTM	2	five times
FTA	2	five times
Rebounds	7	Toccoa Falls (11/29/22)
Assists	1	three times
Blocks		
Steals	2	two times
Turnovers	1	10 times

Points	9	Charleston Southern (1/25/23)
Minutes	17	Charleston Southern (1/25/23)
FGM	3	Charleston Southern (1/25/23)
FGA	4	Charleston Southern (1/25/23)
3PTFGM	2	Charleston Southern (1/25/23)
3PTFGAs	3	Charleston Southern (1/25/23)
FTM	2	two times
FTA	2	two times
Rebounds	3	at Radford (2/4/23)
Assists	1	at Charleston Southern (2/18/23)
Blocks		
Steals	1	at Campbell (1/14/23)
Turnovers	1	seven times



4

Kelton Talford

Forward / 6-7 / 195 / So.
Great Falls, S.C.
(Great Falls H.S.)

CAREER HONORS

- All-Tournament Team (Cancun Challenge Mayan Division)
- Big South Conference Player of the Week (Dec. 12)

EXTRA DRIBBLE

- Has 20 or more points in three straight games after posting 20 in the win at Charleston Southern
- He is the first player to do that since D.J. Burns Jr. scored 20 in three straight games in the 2021-22 season
- Had a double-double in back-to-back games (at Radford and UNC Asheville)
- He was the first Eagle with a double-double in back-to-back games since Chandler Vaudrin (Dec. 12-13, 2020 at USC Upstate)
- Had his streak of double-figure scoring come to an end at 19 in the loss to Gardner-Webb but did haul in a career-high 16 rebound
- Has been in double-figures 25-of-27 games this season and has 38 in his career
- Currently 4th in the Big South in scoring at 16.0 ppg and 2nd in rebounding at 7.9 per game
- Ranked 3rd in the Big South in offensive rebounds per game (2.8)
- Leads the conference in field goal percentage (.679) and ranks 5th nationally
- Surpassed 450 career rebounds (457) and approaching 850 points (839)
- Posted his fourth double-double of the season with 15 points, 10 rebounds against Radford (now has seven career double-doubles)
- Posted a career-high 28 points in the win over S.C. State
- Left the game at Mercer due to injury with just under 15 minutes to play but returned to post 14 points, 5 rebounds against Southern Miss
- Recorded second double-double of the season with 16 points, 14 rebounds at #13 Auburn
- The 14 rebounds were a career-high as he now has two games this season with 11 or more rebounds
- Averaged 21 points, 11 rebounds and 2 blocks per game as a senior at Great Falls
- Is a four-time All-Region selection
- Is a three-time Region A Player of the Year selection
- Named All-State three times
- In addition to basketball, he lettered in baseball (2017/2018) and football (2017-20)
- Helped lead Great Falls to the 2020 1A State Championship
- In high school career he scored over 1,500 points and had more than 750 rebounds

CAREER STATS

				Field Goals		3-Point		F-Throws		Rebounds										Scoring	
SEASON	TEAM	GP-GS	MIN/AVG	FG-FGA	FG%	3FG-3FGA	3FG%	FT-FTA	FT%	OFF	DEF	TOT	AVG	PF-FO	A	TO	BLK	STL	PTS	AVG	
2020-21	Win	25-0	338/13.5	59-97	.608	0-0	.000	24-45	.533	49	45	94	3.8	48-0	6	22	4	10	142	5.7	
2021-22	Win	31-5	522/16.8	101-150	.673	0-0	.000	62-101	.614	50	101	151	4.9	56-0	8	39	18	10	264	8.5	
2022-23	Win	27-25	844/31.3	165-243	.679	0-1	.000	103-154	.669	76	136	212	7.9	67-2	18	58	15	10	433	16.0	
TOTAL		83-30	1704/20.5	325-490	.663	0-1	.000	189-300	.630	175	282	457	5.5	171-2	32	119	37	30	839	10.1	

CAREER HIGHS

Points	28	S.C. State (12/6/22)
Minutes	38	two times
FGM	11	at LSU (12/17/22)
FGA	15	at LSU (12/17/22)
3PTFGM	n/a	
3PTFGA	1	at Penn State (11/7/22)
FTM	10	S.C. State (12/6/22)
FTA	16	S.C. State (12/6/22)
Rebounds	16	Gardner-Webb (1/21/23)
Assists	3	Charleston Southern (2/26/22)
Blocks	3	three times
Steals	2	four times
Turnovers	5	at UNC Asheville (2/8/23)

2022-23 GAME-BY-GAME

DATE	OPPONENT	MIN	FG	3FG	FT	REB	AST	T/O	BLK	STL	PTS
11/7	at Penn St.	31	8-10	0-1	2-2	7	1	4	1	0	18
11/9	Piedmont	25	9-11	0-0	5-7	11	0	0	1	0	23
11/12	Middle Tennessee	24	4-6	0-0	6-7	6	0	2	1	0	14
11/15	at Auburn	31	6-9	0-0	4-8	14	1	4	1	0	16
11/19	at Mercer	21	6-7	0-0	2-4	8	0	2	0	0	14
11/22	vs. Southern Miss.	29	5-6	0-0	4-4	5	0	4	0	0	14
11/23	vs. EMU	30	7-8	0-0	3-5	2	1	3	0	0	17
11/29	Toccoa Falls	DNP									
12/3	Coastal Carolina	28	5-9	0-0	6-6	8	0	2	0	1	16
12/6	S.C. State	32	9-12	0-0	10-16	9	2	1	1	1	28
12/10	at Furman	38	8-10	0-0	3-3	7	0	1	0	1	19
12/17	at LSU	38	11-15	0-0	1-2	7	1	0	2	0	23
12/21	at Duquesne	30	5-9	0-0	3-3	11	1	1	1	0	13
12/29	at USC Upstate	27	3-6	0-0	4-5	5	0	1	1	2	10
12/31	UNC Asheville	37	6-12	0-0	2-4	9	1	3	1	0	14
1/4	Presbyterian	28	10-11	0-0	1-2	7	1	2	0	1	21
1/7	at Longwood	36	5-7	0-0	0-0	7	1	4	3	0	10
1/11	Radford	35	4-8	0-0	7-14	10	0	1	0	0	15
1/14	at Campbell	28	4-5	0-0	4-7	7	2	3	0	1	12
1/18	at High Point	36	6-12	0-0	6-8	8	0	3	0	1	18
1/21	Gardner-Webb	29	3-9	0-0	3-6	16	1	2	0	0	9
1/25	Charleston Sou.	29	4-7	0-0	5-7	4	1	1	0	0	13
1/28	at Presbyterian	31	3-5	0-0	0-3	6	1	2	1	0	6
2/1	Longwood	37	5-7	0-0	6-6	8	1	1	0	0	16
2/4	at Radford	33	5-9	0-0	2-3	10	1	3	1	1	12
2/8	at UNC Asheville	34	6-11	0-0	8-11	10	0	5	0	1	20
2/11	USC Upstate	DNP									
2/15	at Gardner-Webb	31	9-9	0-0	4-7	4	0	1	0	0	22
2/18	at Charleston Sou.	37	9-13	0-0	2-4	6	1	2	0	0	20
2/22	Campbell										
2/25	High Point										

BIG SOUTH HIGHS (regular season only)

Points	22	two times
Minutes	37	three times
FGM	10	Presbyterian College (1/4/23)
FGA	13	at Charleston Southern (2/18/23)
3PTFGM	n/a	
3PTFGA	n/a	
FTM	8	at UNC Asheville (2/8/23)
FTA	14	Radford (1/11/23)
Rebounds	16	Gardner-Webb (1/21/23)
Assists	2	at Campbell (1/14/23)
Blocks	3	three times
Steals	2	five times
Turnovers	5	at UNC Asheville (2/8/23)



Guard / 6-5 / 195 / Jr.
Louisville, Ky.
(Illinois State)

CAREER HONORS

- Big South All-Conference Honorable Mention (2021-22)
- Big South Conference Co-Player of the Week (Nov. 29)
- 2018-19 All-SoCON Third Team

EXTRA DRIBBLE

- Did not play in the win at Campbell due to injury
- After posting a season high 16 points behind a career-best five threes against Presbyterian College, he has six points in the last two games
- Is second on the team in rebounding during conference play at 4.6 per game
- Has a steal in seven of the 10 games he has played
- Played just 13 minutes against the Lancers, the fewest minutes he's played in a game this season
- Made his first start of the season against UNC Asheville and has started the last three games
- After making his first shot against the Bulldogs, he was 0-for-7 the remainder of the game but pulled down six rebounds and dished out two assists
- Hauled in a team-high and season-high eight rebounds
- Converted a career-high five free throws in the game at USC Upstate
- Posted a season-high 11 points off the bench in the win over Middle Tennessee
- Has two assists in each of the three games he's played
- Transfer from Illinois State where he averaged 6.0 ppg, 4.2 rpg and 2.2 apg as a sophomore
- Scored career-high 20 points against Indiana State (2/26/22) and was 8-for-10 from the field
- As a sophomore he had 11 games with multiple steals and a career-high five against St. Louis (11/23/21)
- In 2020-21 he led all freshmen in the Missouri Valley Conference in assists and second in total rebounds

CAREER STATS

				Field Goals		3-Point		F-Throws		Rebounds									Scoring	
SEASON	TEAM	GP-GS	MIN/AVG	FG-FGA	FG%	3FG-3FGA	3FG%	FT-FTA	FT%	OFF	DEF	TOT	AVG	PF-FO	A	TO	BLK	STL	PTS	AVG
2020-21	ILS	24-13	536/22.3	34-86	.395	6-26	.231	16-23	.696	14	99	113	4.7	59-1	66	65	6	19	90	3.8
2021-22	ILS	30-23	665/22.2	62-133	.466	22-55	.400	31-48	.646	24	101	125	4.2	77-6	64	53	9	38	177	5.9
2022-23	Win	10-4	213/21.3	14-50	.280	9-33	.273	11-16	.688	4	31	35	3.5	32-3	14	19	1	8	48	4.8
TOTAL FOR Win		10-4	213/21.3	14-50	.280	9-33	.273	11-16	.688	4	31	35	3.5	32-3	14	19	1	8	48	4.8
TOTAL		64-40	1413/22.1	110-269	.409	37-114	.325	58-87	.667	42	231	273	4.3	168-10	144	137	16	65	315	4.9

CAREER HIGHS

Points	20	Indiana State (2/26/22)
Minutes	32	two times
FGM	8	Indiana State (2/26/22)
FGA	10	two times
3PTFGM	5	Presbyterian College (1/4/23)
3PTFGA	7	Radford (1/11/23)
FTM	5	at USC Upstate (12/29/22)
FTA	8	Bradley (1/16/22)
Rebounds	10	Valparaiso (1/23/21)
Assists	7	at Ohio State (11/25/20)
Blocks	2	two times
Steals	5	Saint Louis (11/23/21)
Turnovers	7	at Valparaiso (1/2/22)

2022-23 GAME-BY-GAME

[illegible]

BIG SOUTH HIGHS (regular season only)

Points	16	Presbyterian College (1/4/23)
Minutes	24	at USC Upstate (12/29/22)
FGM	5	Presbyterian College (1/4/23)
FGA	8	UNC Asheville (12/31/22)
3PTFGM	5	Presbyterian College (1/4/23)
3PTFGA	7	Radford (1/11/23)
FTM	5	at USC Upstate (12/29/22)
FTA	6	at USC Upstate (12/29/22)
Rebounds	8	at USC Upstate (12/29/22)
Assists	2	two times
Blocks		
Steals	1	three times
Turnovers	3	Radford (1/11/23)



10

Cameron Whiteside

Guard / 6-5 / 195 / R-Jr.
Thomasville, N.C.
(UVA Wise)

CAREER HONORS

- 2020-21 All-South Atlantic First Team
- 2019-20 All-South Atlantic Second Team
- 2020-21 Virginia Sports Informations Directors All-State First Team

EXTRA DRIBBLE

- Stepped up with the absence of Cory Hightower and turned in his best performance of the season in the win at PC with 12 points on 4-for-5 shooting and also had two rebounds, an assist, a block and a steal in 27 minutes
- Saw first action as an Eagle in the season-opener with five minutes off the bench at Penn State
- Sat out the 2021-22 season after transferring from UVA Wise
- As a sophomore at UVA Wise he was a First Team All-South Atlantic Conference selection and led the SAC in scoring at 20.8 ppg
- That same season he shot 51 percent from the floor and recorded a team-high 57 steals (ranking 2nd in the conference)
- Scored a career-high 37 points vs. Lenoir-Rhyne (1/15/21)
- Posted 26 double-figure games, five games with 30 or more points as a sophomore
- As a freshman he was Second Team All-SAC after averaging 13.3 ppg and 4.9 rpg
- Had 21 games in double-figures and did so in the final 14 games of his freshman season

2022-23 GAME-BY-GAME

DATE	OPPONENT	MIN	FG	3FG	FT	REB	AST	T/O	BLK	STL	PTS
11/7	at Penn St.	5	0-1	0-0	0-0	1	0	0	0	0	0
11/9	Piedmont	12	0-2	0-2	0-0	1	0	1	0	0	0
11/12	Middle Tennessee						DNP				
11/15	at Auburn						DNP				
11/19	at Mercer	12	0-1	0-0	0-0	0	1	0	0	0	0
11/22	vs. Southern Miss.	1	0-0	0-0	0-0	0	0	0	0	0	0
11/23	EMU/IPFW	1	0-0	0-0	0-0	0	0	0	0	0	0
11/29	Toccoa Falls	22	4-5	1-2	0-0	7	3	1	0	1	9
12/3	Coastal Carolina	1	0-0	0-0	0-0	0	0	0	0	0	0
12/6	S.C. State						DNP				
12/10	at Furman						DNP				
12/17	at LSU	1	0-0	0-0	0-0	0	0	0	0	0	0
12/21	at Duquesne	9	0-0	0-0	0-0	4	0	1	0	0	0
12/29	at USC Upstate	6	0-0	0-0	0-0	0	0	0	0	0	0
12/31	UNC Asheville	0+	0-0	0-0	0-0	0	0	0	0	0	0
1/4	Presbyterian	8	0-0	0-0	2-2	1	0	0	0	0	2
1/7	at Longwood						DNP				
1/11	Radford						DNP				
1/14	at Campbell						DNP				
1/18	at High Point	2	0-0	0-0	0-0	0	0	0	0	0	0
1/21	Gardner-Webb	12	1-1	1-1	0-0	1	1	1	0	0	3
1/25	Charleston Southern	1	0-0	0-0	0-0	1	0	0	0	0	0
1/28	at Presbyterian	27	4-5	2-3	2-2	2	1	1	1	1	12
2/1	Longwood	2	0-0	0-0	2-2	0	0	0	0	0	2
2/4	at Radford						DNP				
2/8	at UNC Asheville	11	0-0	0-0	0-0	0	1	1	0	0	0
2/11	USC Upstate	6	0-0	0-0	2-2	0	0	0	0	0	2
2/15	at Gardner-Webb						DNP				
2/18	at Charleston Southern						DNP				
2/22	Campbell										
2/25	High Point										

CAREER STATS


				Field Goals		3-Point		F-Throws		Rebounds				Scoring						
SEASON	TEAM	GP-GS	MIN/AVG	FG-FGA	FG%	3FG-3FGA	3FG%	FT-FTA	FT%	OFF	DEF	TOT	AVG	PF-FO	A	TO	BLK	STL	PTS	AVG
2018-19	Wise	28-23	743/26.5	135-272	.496	53-134	.396	49-63	.778	48	88	136	4.9	71-1	55	30	11	36	372	13.3
2019-20	Wise	28-28	961/34.3	201-397	.506	49-150	.327	130-173	.751	54	152	206	7.4	85-2	59	46	9	57	581	20.8
2020-21	Wise	18-18	603/33.5	122-250	.488	20-68	.294	116-139	.835	31	100	131	7.3	52-1	51	46	2	27	380	21.1
2022-23	Win	19-0	138/7.3	9-15	.600	4-8	.500	6-6	1.000	7	11	18	0.9	16-0	7	6	1	2	28	1.5
TOTAL FOR Win		19-0	138/7.3	9-15	.600	4-8	.500	6-6	1.000	7	11	18	0.9	16-0	7	6	1	2	28	1.5
TOTAL		93-69	2446/26.3	467-934	.500	126-360	.350	301-381	.790	140	351	491	5.3	224-4	172	128	23	122	1361	14.6

CAREER HIGHS

Points	42	at Tusculum (11/24/20)
Minutes	43	at Coker (1/9/21)
FGM	14	Lenoir-Rhyne (1/15/20)
FGA	23	Lenoir-Rhyne (1/15/20)
3PTFGM	6	at Queens-NC (2/15/20)
3PTFGA	11	at Queens-NC (2/15/20)
FTM	18	at Tusculum (11/24/20)
FTA	19	at Tusculum (11/24/20)
Rebounds	16	Coker (1/18/20)
Assists	7	Lincoln-Memorial (1/20/21)
Blocks	3	Berea (2/5/19)
Steals	6	Concord (3/2/19)
Turnovers	7	at Queens-NC (2/15/20)

BIG SOUTH HIGHS (regular season only)

Points	12	at Presbyterian College (1/28/23)
Minutes	27	at Presbyterian College (1/28/23)
FGM	4	at Presbyterian College (1/28/23)
FGA	5	at Presbyterian College (1/28/23)
3PTFGM	2	at Presbyterian College (1/28/23)
3PTFGAs	3	at Presbyterian College (1/28/23)
FTM	2	three times
FTA	2	three times
Rebounds	2	at Presbyterian College (1/28/23)
Assists	1	three times
Blocks	1	at Presbyterian College (1/28/23)
Steals	1	at Presbyterian College (1/28/23)
Turnovers	1	three times



Guard / 6-2 / 190 / Jr.
Beaumont, Texas
(Lamar)

EXTRA DRIBBLE

- Coming off three straight games in double-figures and averaging 12.0 ppg, 2.3 rpg and 5.0 apg in that span
- Has been in double-figures 11 of the last 14 games
- Ranks 2nd in the Big South in assists per game (3.8), 5th in free throw percentage (.758) and 8th in steals (1.2)
- Reached 250 career assists in the win at Charleston Southern (250)
- Scored the game-winning bucket with 1.3 seconds left in the home win over Longwood
- Hit a game-winning shot with 7.3 seconds left against Asheville on Dec. 31
- Scored eight points in the final five and a half minutes to help the team rally from a 15-point second half deficit (vs. UNCA)
- Scored a season-high 17 points at Furman as he was 11-of-12 at the foul line
- Became the third Eagle this season to hit 10 or more free throws in a single-game (Talford/McMahon) as he was 11-of-12 at Furman
- Missed opening game of Cancun Challenge, but then came off the bench for season-high 13 points, four rebounds, 3 assists in 25 minutes vs. Eastern Michigan
- Made first start of the season at Mercer and played a season-high 35 minutes
- Dished out a season-high five assists at Mercer and had multiple steals for the second time in three games
- Missed the season-opener recovering from an injury in preseason
- Posted a season-high 11 points in the loss at #13 Auburn
- Has a steal in each of his first two games played
- Transferred from Lamar where he was a two-year starter
- As a sophomore he battled his way through injuries and played 16 games
- In the 16 games he averaged 10.7 ppg, 3.0 rpg and 3.2 apg
- He led all freshmen in scoring in the Southland Conference after posting 13.1 ppg in his first season
- Also ranked 5th in the Southland for assists per game (4.0) and 7th in steals (1.48)
- Was a PHTX Top 100 prospect out of Texas (58th overall) and was rated the No. 6 player by RCSSports.com

				Field Goals		3-Point		F-Throws		Rebounds									Scoring	
SEASON	TEAM	GP-GS	MIN/AVG	FG-FGA	FG%	3FG-3FGA	3FG%	FT-FTA	FT%	OFF	DEF	TOT	AVG	PF-FO	A	TO	BLK	STL	PTS	AVG
2020-21	Lamar	25-20	805/32.2	115-241	.477	15-31	.484	83-103	.806	23	47	70	2.8	62-0	100	72	1	37	328	13.1
2021-22	Lamar	16-12	470/29.4	62-163	.380	13-53	.245	34-46	.739	19	29	48	3.0	23-0	51	41	0	17	171	10.7
2022-23	Win	26-23	819/31.5	92-200	.460	20-52	.385	72-95	.758	5	57	62	2.4	62-2	99	68	4	32	276	10.6
TOTAL FOR Win		26-23	819/31.5	92-200	.460	20-52	.385	72-95	.758	5	57	62	2.4	62-2	99	68	4	32	276	10.6
TOTAL		67-55	2095/31.3	269-604	.445	48-136	.353	189-244	.775	47	133	180	2.7	147-2	250	181	5	86	775	11.6

Points	24	Nicholls (2/10/21)
Minutes	46	Stephen F. Austin (2/27/21)
FGM	8	three times
FGA	16	Stephen F. Austin (2/27/21)
3PTFGM	3	two times
3PTFGA	7	two times
FTM	11	at Furman (12/10/22)
FTA	14	at Longwood (1/7/23)
Rebounds	9	Wiley (11/9/21)
Assists	8	two times
Blocks	1	four times
Steals	4	three times
Turnovers	6	Texas A&M-CC (3/1/21)

Points	17	USC Upstate (2/11/23)
Minutes	37	three times
FGM	6	two times
FGA	10	at High Point (1/18/23)
3PTFGM	3	at Gardner-Webb (2/15/23)
3PTFGAs	4	two times
FTM	9	two times
FTA	14	at Longwood (1/7/23)
Rebounds	6	at Presbyterian College (1/28/23)
Assists	7	USC Upstate (2/11/23)
Blocks	1	at Longwood (1/7/23)
Steals	3	at High Point (1/18/23)
Turnovers	5	at Longwood (1/7/23)

[illegible]



Forward / 6-7 / 222 / R-Sr.
Flint, Mich.
(Western Carolina)

CAREER HONORS

- 2022-23 Preseason All-Big South First Team
- 2019-20 Big South Conference Honorable Mention
- 2018-19 Big South All-Freshman Team
- Time Big South Conference Freshman of the Week

EXTRA DRIBBLE

- Has scored 22 or more points in three of the last five games and averaging 15.2 ppg and 9.0 rpg in that span
- Ranked 9th in the league in scoring and ranks 7th in rebounding
- Has hit 20 point mark six times this season and now has 14 career games with 20 or more
- Played in his 100th collegiate game on Jan. 15, 2022 at Charleston Southern
- In 121 career games in the Big South he has 1,427 points, 724 rebounds
- Is 1-of-45 players in Big South history with 1,000 points/600 rebounds
- Became the 178th player in league history to score 1,000 career points
- Became the the 26th player in program history with 100 or more career threes
- Now ranks 22nd all-time in program history with 112 triples
- Is 1-of-7 NCAA DI players on the active career list with 1,600 points and 800 rebounds
- Is now 1-of-18 players in league history with 1,400 points and 700 rebounds
- He will also be just 1-of-6 active players with 1,600 points, 800 rebounds and 300 career assists
- Has 10 career double-doubles and has scored in double-figures in 90 games
- Just missed a double-double with 15 points, nine rebounds against Piedmont
- Transferred to Winthrop after a shortened season at Western Carolina
- Began career at Presbyterian College where he spent two seasons
- Recorded the first triple-double in PC DI history with 16 points, 10 rebounds and 10 assists vs. Quinnipiac
- In that game he posted a career-high 10 assists
- Played in 19 games with 18 starts last season at Western Carolina
- Scored a career-high 26 points against Wofford (2/20/21)

CAREER STATS

				Field Goals		3-Point		F-Throws		Rebounds									Scoring	
SEASON	TEAM	GP-GS	MIN/AVG	FG-FGA	FG%	3FG-3FGA	3FG%	FT-FTA	FT%	OFF	DEF	TOT	AVG	PF-FO	A	TO	BLK	STL	PTS	AVG
2018-19	Presb	36-35	881/24.5	126-265	.475	13-36	.361	75-100	.750	54	172	226	6.3	93-2	70	59	22	28	340	9.4
2019-20	Presb	31-31	1016/32.8	147-332	.443	28-101	.277	90-133	.677	34	154	188	6.1	79-3	79	83	11	32	412	13.3
2020-21	WCU	19-18	567/29.9	94-213	.441	16-62	.258	59-68	.868	17	100	117	6.2	48-3	41	59	5	21	263	13.8
2021-22	Win	28-26	765/27.3	107-239	.448	52-130	.400	64-86	.744	23	131	154	5.5	59-0	49	80	13	28	330	11.8
2022-23	Win	27-26	868/32.1	123-288	.427	60-163	.368	59-85	.694	27	129	156	5.8	67-2	68	81	10	23	365	13.5
TOTAL FOR Win		55-52	1633/29.7	230-527	.436	112-293	.382	123-171	.719	50	260	310	5.6	126-2	117	161	23	51	695	12.6
TOTAL		141-136	4097/29.1	597-1337	.447	169-492	.343	347-472	.735	155	686	841	6.0	346-10	307	362	61	132	1710	12.1

CAREER HIGHS

Points	26	Wofford (2/20/21)
Minutes	40	at Quinnipiac (11/23/19)
FGM	9	three times
FGA	20	two times
3PTFGM	7	at LSU (12/17/22)
3PTFGA	12	at LSU (12/17/22)
FTM	10	two times
FTA	15	USC Upstate (2/11/23)
Rebounds	17	USC Upstate (2/11/23)
Assists	10	at Quinnipiac (11/23/19)
Blocks	4	Boyce (11/15/18)
Steals	5	two times
Turnovers	7	at Clemson (11/7/19)

BIG SOUTH HIGHS (regular season only)

Points	23	USC Upstate
Minutes	39	two times
FGM	9	at Radford (2/4/23)
FGA	20	at USC Upstate (12/29/22)
3PTFGM	6	USC Upstate (2/24/22)
3PTFGA	10	at High Point (1/18/23)
FTM	10	two times
FTA	15	USC Upstate (2/11/23)
Rebounds	17	USC Upstate (2/11/23)
Assists	6	four times
Blocks	3	two times
Steals	5	at High Point (1/18/23)
Turnovers	6	at Charleston Southern (1/15/22)

2022-23 GAME-BY-GAME

[illegible]



13

Clay Howard

Guard / 6-3 / 180 / Fr.
Aiken, S.C.
(Aiken H.S.)

CAREER HONORS

- Played a season-high 10 minutes vs. Toccoa Falls and scored first collegiate points with a three
- Saw first action in final minute of win over Eastern Michigan
- Was a team captain in high school and graduated Magna Cum Laude

2022-23 GAME-BY-GAME

DATE	OPPONENT	MIN	FG	3FG	FT	REB	AST	T/O	BLK	STL	PTS
11/7	at Penn St.							DNP			
11/9	Piedmont							DNP			
11/12	Middle Tennessee							DNP			
11/15	at Auburn							DNP			
11/19	at Mercer							DNP			
11/22	vs. Southern Miss.							DNP			
11/23	vs. EMU	1	0-0	0-0	0-0	0	0	0	0	0	0
11/29	Toccoa Falls	10	1-3	1-3	0-0	1	0	1	0	1	3
12/3	Coastal Carolina							DNP			
12/6	S.C. State							DNP			
12/10	at Furman							DNP			
12/17	at LSU							DNP			
12/21	at Duquesne							DNP			
12/29	at USC Upstate							DNP			
12/31	UNC Asheville							DNP			
1/4	Presbyterian							DNP			
1/7	at Longwood							DNP			
1/11	Radford							DNP			
1/14	at Campbell							DNP			
1/18	at High Point							DNP			
1/21	Gardner-Webb							DNP			
1/25	Charleston Southern							DNP			
1/28	at Presbyterian							DNP			
2/1	Longwood							DNP			
2/4	at Radford							DNP			
2/8	at UNC Asheville							DNP			
2/11	USC Upstate							DNP			
2/15	at Gardner-Webb							DNP			
2/18	at Charleston Southern							DNP			
2/22	Campbell										
2/25	High Point										

CAREER STATS

				Field Goals		3-Point		F-Throws		Rebounds									Scoring	
SEASON	TEAM	GP-GS	MIN/AVG	FG-FGA	FG%	3FG-3FGA	3FG%	FT-FTA	FT%	OFF	DEF	TOT	AVG	PF-FO	A	TO	BLK	STL	PTS	AVG
2022-23	Win	3-0	11/3.6	1-3	.333	1-3	.333	0-0	.000	0	1	1	0.3	2-0	0	1	0	1	3	1.0
TOTAL		3-0	11/3.6	1-3	.333	1-3	.333	0-0	.000	0	1	1	0.3	2-0	0	1	0	1	3	1.0

CAREER HIGHS

Points	3	Toccoa Falls (11/29/22)
Minutes	10	Toccoa Falls (11/29/22)
FGM	1	Toccoa Falls (11/29/22)
FGA	3	Toccoa Falls (11/29/22)
3PTFGM	1	Toccoa Falls (11/29/22)
3PTFGAs	3	Toccoa Falls (11/29/22)
FTM		
FTA		
Rebounds	1	Toccoa Falls (11/29/22)
Assists		
Blocks		
Steals	1	Toccoa Falls (11/29/22)
Turnovers	1	Toccoa Falls (11/29/22)

BIG SOUTH HIGHS (regular season only)

Points	
Minutes	
FGM	
FGA	
3PTFGM	
3PTFGAs	
FTM	
FTA	
Rebounds	
Assists	
Blocks	
Steals	
Turnovers	



15

Lawrence Bartee

Forward / 6-10 / 200 / Fr.
Clover, S.C.
(Clover H.S.)

CAREER HONORS

EXTRA DRIBBLE

2022-23 GAME-BY-GAME

DATE	OPPONENT	MIN	FG	3FG	FT	REB	AST	T/O	BLK	STL	PTS
11/7	at Penn St.										DNP
11/9	Piedmont										DNP
11/12	Middle Tennessee										DNP
11/15	at Auburn										DNP
11/19	at Mercer										DNP
11/22	vs. Southern Miss.										DNP
11/23	vs. EMU										DNP
11/29	Toccoa Falls										DNP
12/3	Coastal Carolina										DNP
12/6	S.C. State										DNP
12/10	at Furman										DNP
12/17	at LSU										DNP
12/21	at Duquesne										DNP
12/29	at USC Upstate										DNP
12/31	UNC Asheville										DNP
1/4	Presbyterian										DNP
1/7	at Longwood										DNP
1/11	Radford										DNP
1/14	at Campbell										DNP
1/18	at High Point										DNP
1/21	Gardner-Webb										DNP
1/25	Charleston Southern										DNP
1/28	at Presbyterian										DNP
2/1	Longwood										DNP
2/4	at Radford										DNP
2/8	at UNC Asheville										DNP
2/11	USC Upstate										DNP
2/15	at Gardner-Webb										DNP
2/18	at Charleston Southern										DNP
2/22	Campbell										DNP
2/25	High Point										DNP

CAREER STATS

CAREER HIGHS

Points
Minutes
FGM
FGA
3PTFGM
3PTFGAs
FTM
FTA
Rebounds
Assists
Blocks
Steals
Turnovers

BIG SOUTH HIGHS (regular season only)

Points
Minutes
FGM
FGA
3PTFGM
3PTFGAs
FTM
FTA
Rebounds
Assists
Blocks
Steals
Turnovers



Guard / 6-1 / 170 / Jr.
Pittsburgh, Pa.
(Richmond)

CAREER HONORS

EXTRA DRIBBLE

- Is out with an injury
- Didn't start against Southern Miss but played 21 minutes off the bench and finished with eight points and two assists
- Started against Eastern Michigan and played 23 minutes while scoring two points and dishing out four assists (averaging 3.3 apg over the last three games)
- Made fifth straight start, playing a career-high 37 minutes at Mercer and finishing with a career-best free throws made (7) and free throws attempted (8)
- Scored a season-high eight points against Piedmont
- Dished out a career-high four assists against Piedmont
- Transferred from Richmond after playing two seasons
- As a sophomore he appeared in 33 games for the Spiders with 15 starts for a team that won the Atlantic-10 Championship and advanced in the NCAA Tournament
- In 2021-22 he set a career-high for steals in a single-season with 19
- As a freshman he appeared in 20 games with two starts
- In his first A-10 Tournament he was 5-for-11 from three
- Played last two years of high school for First Love Christian Academy, leading the team to a 2020 National Christian School Athletic Association national championship semifinals
- No. 5 recruit in Pennsylvania's Class of 2020 by 247Sports.com
- No. 35 point guard recruit in Class of 2020 by 247Sports.com
- Began high school career at North Catholic, helping them to Western Pennsylvania Interscholastic Athletic League titles in 2016 and 2017

CAREER STATS

				Field Goals		3-Point		F-Throws		Rebounds									Scoring	
SEASON	TEAM	GP-GS	MIN/AVG	FG-FGA	FG%	3FG-3FGA	3FG%	FT-FTA	FT%	OFF	DEF	TOT	AVG	PF-FO	A	TO	BLK	STL	PTS	AVG
2020-21	UR	20-2	156/7.8	10-25	.400	5-11	.455	10-19	.526	6	13	19	1.0	24-0	8	11	0	8	35	1.8
2021-22	UR	33-15	486/14.7	25-78	.321	9-37	.243	18-29	.621	7	30	37	1.1	63-2	22	29	1	19	77	2.3
2022-23	Win	7-6	158/22.6	9-24	.375	5-10	.500	16-24	.667	0	12	12	1.7	23-2	15	20	2	7	39	5.6
TOTAL FOR Win		7-6	158/22.6	9-24	.375	5-10	.500	16-24	.667	0	12	12	1.7	23-2	15	20	2	7	39	5.6
TOTAL		60-23	800/13.3	44-127	.346	19-58	.328	44-72	.611	13	55	68	1.1	110-4	45	60	3	34	151	2.5

CAREER HIGHS

Points	10	two times
Minutes	37	at Mercer (11/19/22)
FGM	4	Georgia St. (11/16/21)
FGA	7	two times
3PTFGM	2	four times
3PTFGA	3	four times
FTM	7	at Mercer (11/19/22)
FTA	8	at Mercer (11/19/22)
Rebounds	6	at Drake (11/20/21)
Assists	4	Piedmont (11/9/22)
Blocks	1	at Duquesne (2/1/22)
Steals	3	four times
Turnovers	4	two times

2022-23 GAME-BY-GAME

[illegible]

BIG SOUTH HIGHS (regular season only)

Points
Minutes
FGM
FGA
3PTFGM
3PTFGAs
FTM
FTA
Rebounds
Assists
Blocks
Steals
Turnovers



23

Michael Moore

Forward / 6-10 / 220 / Fr.
Hermitage, Pa.
(IMG Academy)

CAREER HONORS

- Solid effort in the win at PC with three points, 4 rebounds and two blocks
- Posted career-high eight points and hauled in career-best 11 boards in the win over Toccoa Falls
- Also set a career-high in blocks with four against Toccoa Falls
- Was unable to play at the Cancun Challenge
- Has come off the bench for nine or more minutes in each of the first five games and averaging 3.2 rebounds per game
- Has a steal in three of the last four games
- Puled down a career-high six rebounds against Piedmont
- Member of a state championship team as a freshman
- Played at IMG Academy

EXTRA DRIBBLE

2022-23 GAME-BY-GAME

DATE	OPPONENT	MIN	FG	3FG	FT	REB	AST	T/O	BLK	STL	PTS
11/7	at Penn St.	9	0-0	0-0	0-0	3	1	1	1	0	0
11/9	Piedmont	16	0-0	0-0	0-0	6	0	2	0	1	0
11/12	Middle Tennessee	9	0-0	0-0	0-0	3	0	1	1	1	0
11/15	at Auburn	10	1-1	0-0	0-0	2	0	0	1	0	2
11/19	at Mercer	10	0-1	0-0	0-0	2	1	0	0	1	0
11/22	vs. Southern Miss.										DNP
11/23	vs. EMU										DNP
11/29	Toccoa Falls	27	4-6	0-0	0-1	11	0	3	4	0	8
12/3	Coastal Carolina	11	0-0	0-0	0-0	2	0	0	0	0	0
12/6	S.C. State	7	1-1	0-0	0-0	0	0	2	0	0	2
12/10	at Furman	2	0-0	0-0	0-0	0	1	0	0	0	0
12/17	at LSU	2	0-0	0-0	0-0	0	0	0	0	0	0
12/21	at Duquesne	10	1-2	0-0	0-0	4	0	0	1	0	2
12/29	at USC Upstate	1	0-1	0-0	0-0	0	0	0	0	0	0
12/31	UNC Asheville										DNP
1/4	Presbyterian	14	0-0	0-0	0-0	3	0	1	1	0	0
1/7	at Longwood	2	0-1	0-0	0-0	1	0	1	0	0	0
1/11	Radford	5	1-1	0-0	0-0	0	0	0	0	0	2
1/14	at Campbell										DNP
1/18	at High Point	2	0-0	0-0	1-2	0	0	0	0	0	1
1/21	Gardner-Webb	7	0-0	0-0	0-0	2	0	0	0	0	0
1/25	Charleston Southern	9	0-0	0-0	0-0	1	0	0	1	0	0
1/28	at Presbyterian	8	1-2	0-0	1-2	4	0	1	2	0	3
2/1	Longwood	6	0-1	0-0	0-0	1	0	0	1	0	0
2/4	at Radford	4	1-1	0-0	0-0	0	0	0	0	0	2
2/8	at UNC Asheville	4	0-0	0-0	0-0	1	0	0	0	0	0
2/11	USC Upstate	1	0-0	0-0	0-0	0	0	0	0	0	0
2/15	at Gardner-Webb	0	0-0	0-0	0-0	0	0	0	0	0	0
2/18	at Charleston Southern										DNP
2/22	Campbell										
2/25	High Point										

CAREER STATS

				Field Goals		3-Point		F-Throws		Rebounds				Scoring						
SEASON	TEAM	GP-GS	MIN/AVG	FG-FGA	FG%	3FG-3FGA	3FG%	FT-FTA	FT%	OFF	DEF	TOT	AVG	PF-FO	A	TO	BLK	STL	PTS	AVG
2022-23	Win	24-1	177/7.4	10-18	.556	0-0	.000	2-5	.400	10	36	46	1.9	27-0	3	12	13	3	22	0.9
TOTAL		24-1	177/7.4	10-18	.556	0-0	.000	2-5	.400	10	36	46	1.9	27-0	3	12	13	3	22	0.9

CAREER HIGHS

Points	8	Toccoa Falls (11/29/22)
Minutes	27	Toccoa Falls (11/29/22)
FGM	4	Toccoa Falls (11/29/22)
FGA	6	Toccoa Falls (11/29/22)
3PTFGM	n/a	
3PTFGA	n/a	
FTM	n/a	
FTA	n/a	
Rebounds	11	Toccoa Falls (11/29/22)
Assists	1	three times
Blocks	4	Toccoa Falls (11/29/22)
Steals	1	three times
Turnovers	3	Toccoa Falls (11/29/22)

BIG SOUTH HIGHS (regular season only)

Points	3	at Presbyterian College (1/28/23)
Minutes	14	Presbyterian College (1/4/23)
FGM	1	two times
FGA	2	at Presbyterian College (1/28/23)
3PTFGM		
3PTFGAs		
FTM	1	two times
FTA	2	two times
Rebounds	4	at Presbyterian College (1/28/23)
Assists		
Blocks	2	at Presbyterian College (1/28/23)
Steals		
Turnovers	1	three times



25

Yoro Diallo

Forward / 6-8 / 200 / Fr.
Cincinnati, Ohio
(Moeller H.S.)

CAREER HONORS

EXTRA DRIBBLE

- Was an All-Team GCL basketball selection in 2022
- Was an All-Team GCL soccer selection in 2021
- Played soccer and basketball at Moeller H.S.
- Entering high school he stepped away from basketball and played soccer for three seasons before returning to basketball for his senior season

2022-23 GAME-BY-GAME

DATE	OPPONENT	MIN	FG	3FG	FT	REB	AST	T/O	BLK	STL	PTS
11/7	at Penn St.										DNP
11/9	Piedmont										DNP
11/12	Middle Tennessee										DNP
11/15	at Auburn										DNP
11/19	at Mercer										DNP
11/22	vs. Southern Miss.										DNP
11/23	vs. EMU										DNP
11/29	Toccoa Falls										DNP
12/3	Coastal Carolina										DNP
12/6	S.C. State										DNP
12/10	at Furman										DNP
12/17	at LSU										DNP
12/21	at Duquesne										DNP
12/29	at USC Upstate										DNP
12/31	UNC Asheville										DNP
1/4	Presbyterian										DNP
1/7	at Longwood										DNP
1/11	Radford										DNP
1/14	at Campbell										DNP
1/18	at High Point										DNP
1/21	Gardner-Webb										DNP
1/25	Charleston Southern										DNP
1/28	at Presbyterian										DNP
2/1	Longwood										DNP
2/4	at Radford										
2/8	at UNC Asheville										
2/11	USC Upstate										
2/15	at Gardner-Webb										
2/18	at Charleston Southern										
2/22	Campbell										
2/25	High Point										

CAREER STATS

CAREER HIGHS

Points
Minutes
FGM
FGA
3PTFGM
3PTFGAs
FTM
FTA
Rebounds
Assists
Blocks
Steals
Turnovers

BIG SOUTH HIGHS (regular season only)

Points
Minutes
FGM
FGA
3PTFGM
3PTFGAs
FTM
FTA
Rebounds
Assists
Blocks
Steals
Turnovers



33

Chase Claxton

Forward / 6-7 / 185 / Jr.
Greenville, S.C.
(Legacy Early College)

CAREER HONORS

EXTRA DRIBBLE

- Was scoreless at Charleston Southern on 0-for-2 shooting, just the second game without points this season
- Streak with a steal in 14 straight games came to an end at UNC Asheville
- Has set single-season career-highs in three-point field goals, rebounds per game, assists, steals, and blocks
- Played in his 100th game (all at Winthrop) with his start against PC
- Ranks 5th in Big South with 1.2 blocks per game and 7th in steals (1.3)
- In the win over S.C. State, he had a season-high 14 point as well as seven rebounds, swatted a career-high five blocks and three steals
- Dished out three assists against Coastal, his second game with at least three assists this season
- Has 102 offensive rebounds in 67 Big South games in his career
- Posted first career double-double of 10 points, 10 rebounds vs. Converse (12/31/21)
- Didn't hit a three in first two seasons, but was 2-for-3 behind the arc in the 2020-21 season opener
- 2020-21 season-high 14 points in the win over Campbell on Dec. 31, 2020
- In 2019-20 he had 115 free throw attempts, 2nd most by any freshman in program history
- His 66 made free throws were the 3rd most by a Winthrop freshman
- Scored career-high 19 points in 19 minutes in the win over UNC Asheville on Feb. 1, 2020
- Was one of about 6-7 D1 prospects that played for Legacy Early College
- As a senior he averaged 9.2 points, 5.1 rebounds, 2.7 assists, 1.7 blocks and 1.4 steals for Legacy Early College
- Father Charles Claxton played basketball for the University of Georgia and was a second round pick of the Phoenix Suns
- His brother Nicolas Claxton plays for the Brooklyn Nets

2022-23 GAME-BY-GAME

DATE	OPPONENT	MIN	FG	3FG	FT	REB	AST	T/O	BLK	STL	PTS
11/7	at Penn St.	30	0-2	0-1	2-2	1	1	0	1	1	2
11/9	Piedmont	31	1-4	0-0	1-5	6	4	3	1	2	3
11/12	Middle Tennessee	25	0-1	0-1	0-0	3	1	0	1	3	0
11/15	at Auburn	22	2-7	1-2	0-0	4	1	1	1	0	5
11/19	at Mercer										DNP
11/22	vs. Southern Miss.	38	0-0	0-0	3-4	4	0	0	0	2	3
11/23	vs. EMU	21	0-0	0-0	2-4	4	1	1	2	1	2
11/29	Toccoa Falls	22	3-4	0-0	1-1	7	0	0	1	1	7
12/3	Coastal Carolina	33	2-4	0-1	3-4	6	3	0	3	0	7
12/6	S.C. State	35	5-5	2-2	2-2	7	0	3	5	3	14
12/10	at Furman	34	4-5	1-2	0-1	4	0	1	2	2	9
12/17	at LSU										DNP
12/21	at Duquesne										DNP
12/29	at USC Upstate	34	2-4	1-2	2-4	3	0	3	1	1	7
12/31	UNC Asheville	33	4-7	1-2	1-3	5	1	0	0	2	10
1/4	Presbyterian	23	0-2	0-1	2-2	3	1	0	0	1	2
1/7	at Longwood	33	2-4	1-3	2-2	3	2	3	2	3	7
1/11	Radford	33	3-4	0-1	0-0	6	0	1	1	1	6
1/14	at Campbell	35	2-3	0-1	2-3	5	2	2	2	1	6
1/18	at High Point	33	1-4	1-4	0-0	4	1	1	1	1	3
1/21	Gardner-Webb	27	1-3	1-3	0-1	9	0	3	2	1	3
1/25	Charleston Sou.	28	2-7	1-4	0-0	1	3	0	1	1	5
1/28	at Presbyterian	35	3-3	1-1	2-3	2	1	2	0	1	9
2/1	Longwood	31	0-2	0-2	2-2	1	2	1	1	1	2
2/4	at Radford	33	1-1	0-0	5-6	4	2	0	0	2	7
2/8	at UNC Asheville	20	0-1	0-1	1-2	3	0	1	2	0	1
2/11	USC Upstate	36	1-2	0-0	0-0	9	1	1	1	1	2
2/15	at Gardner-Webb	34	2-3	1-2	3-3	4	0	2	1	0	8
2/18	at Charleston Sou.	27	0-2	0-2	0-0	6	2	0	1	0	0
2/22	Campbell										
2/25	High Point										

CAREER STATS

				Field Goals		3-Point		F-Throws		Rebounds									Scoring	
SEASON	TEAM	GP-GS	MIN/AVG	FG-FGA	FG%	3FG-3FGA	3FG%	FT-FTA	FT%	OFF	DEF	TOT	AVG	PF-FO	A	TO	BLK	STL	PTS	AVG
2019-20	Win	34-15	702/20.6	85-110	.773	0-5	.000	66-115	.574	59	71	130	3.8	94-4	19	19	16	18	236	6.9
2020-21	Win	23-1	449/19.5	37-63	.587	0-7	.000	24-38	.632	41	41	82	3.6	48-1	7	10	16	16	98	4.3
2021-22	Win	30-11	679/22.6	43-84	.512	4-18	.222	27-47	.574	40	73	113	3.8	60-0	21	19	23	18	117	3.9
2022-23	Win	26-26	786/30.2	41-84	.488	12-38	.316	36-54	.667	39	75	114	4.4	63-3	29	29	33	32	130	5.0
TOTAL		113-53	2616/23.1	206-341	.604	16-68	.235	153-254	.602	179	260	439	3.9	265-8	76	77	88	84	581	5.1

CAREER HIGHS

Points	19	UNC Asheville (2/1/20)
Minutes	38	vs. Southern Miss (11/22/22)
FGM	7	UNC Asheville (2/1/20)
FGA	10	Converse (12/31/21)
3PTFGM	2	two times
3PTFGA	4	two times
FTM	6	Mid-Atlantic Christian (11/16/19)
FTA	10	UNC Asheville (2/1/20)
Rebounds	10	Converse (12/31/21)
Assists	4	Piedmont (11/9/22)
Blocks	5	S.C. State (12/6/22)
Steals	4	UNC Asheville (1/13/22)
Turnovers	3	seven times

BIG SOUTH HIGHS (regular season only)

Points	19	UNC Asheville (2/1/20)
Minutes	36	USC Upstate (2/11/23)
FGM	7	UNC Asheville (2/1/20)
FGA	8	two times
3PTFGM	1	seven times
3PTFGA	4	two times
FTM	6	Gardner-Webb (1/11/20)
FTA	10	UNC Asheville (2/1/20)
Rebounds	9	four times
Assists	3	USC Upstate (1/23/20)
Blocks	3	at Presbyterian College (1/20/21)
Steals	4	UNC Asheville (1/13/22)
Turnovers	3	five times